



GROVE NURSERY

PLANT CATALOG



grovenursery.com

Quick Navigation:

- **TREES - page 3**
- **EVERGREENS - page 25**
- **FRUITS - page 47**
- **SHRUBS - page 55**
- **GRASSES - page 86**
- **GROUND COVERS - page 93**
- **PERENNIALS - page 96**
- **VINES - page 148**

TREES

Section

DECIDUOUS TREES

GROVE NURSERY PLANT CATALOG

ASPEN

Prairie Gold®

Populus tremuloides 'NE Arb'

30-40' x 15-20'

Full sun

Zone 4

#15 Pot

2.0" BB

Light green leaves turn golden-yellow in the fall on a narrow oval to pyramidal form. Heat, drought, and humidity tolerant as well as disease resistant. Fast growing.



Quaking

Populus tremuloides

50-75' x 30'

Full sun

Zone 2

#10 Pot

#15 Pot

#25 Pot

2.0" BB

2.5" BB

Leaves tremble in the breeze, excellent yellow fall color and white to gray-green bark. Pyramidal in youth becoming oval, loose, open, informal, sometimes irregular. Very adaptable, tolerating wet to dry sites. Native.



Swedish Columnar

Populus tremula 'erecta'

40' x 8-10'

Sun/part shade

Zone 2

#15 Pot

Very narrow, columnar form. Dark green leaves have silver underside. Fall color can range from yellow to orange. Adaptable to many soil conditions. Canker resistant, seedless.



BEECH (MUSCLEWOOD)

Blue

Carpinus caroliniana

20-30' x 30'

Sun/part shade

Zone 3

#10 Pot

2.0" BB

Irregular, spreading canopy with leaves of dark green turning shades of orange to red in the fall. The wood is very hard with blue-gray bark. Grows well in moist, well-drained, acidic soil. Native.



Fire King™

Carpinus caroliniana J.N. Select A'

20-25' x 20'

Sun/shade

Zone 3

#15 Pot

Fast growing with consistent orange-red fall color. It develops a dense round crown as it matures. The seeds and catkins attract wildlife. Adaptable to a range of soil types, shade tolerant.



BEECH (MUSCLEWOOD)

Firespire™

Carpinus caroliniana 'J.N. Upright'

20' x 8-10'

Sun/part shade

Zone 3

2.0" BB

Upright, slender form with dark green leaves that turn an outstanding orange-red fall color. Interesting sinewy bark structure. Grows well in moist, well-drained soil.



Rising Fire®

Carpinus caroliniana 'Uxbridge'

30' x 15'

Sun/shade

Zone 4

#10 Pot

Bright red and orange fall colors and attractive columnar shape. Fast growing, hardy selection that typically has a low canopy. Very adaptable to wet or dry soil conditions, shade tolerant.



Wisconsin Red™

Carpinus caroliniana 'Wisconsin Red'

25-30' x 25-30'

Sun/shade

Zone 4

#15 Pot

A small-scale tree with a dense, rounded canopy of dark green foliage that has great red-orange fall color. Slow growing and tolerant of a variety of soil types and conditions, including wet areas. Easy to transplant.



BIRCH

Dakota Pinnacle® *Betula platyphylla* 'Fargo' PP 10,963

30-35' x 8'

Sun/part shade

Zone 3

Single

#15 Pot

2.0" BB

Rigidly columnar, spire-like habit with pure white bark without the tendency to peel. Leaves are dark green with a wonderful golden fall color. Tolerates heat, drought, and heavy clay soil. Prone to Birch Borer.



Dura Heat® River *Betula nigra* 'BNMTF'

30-40' x 25-35'

Sun to part shade

Zone 4

Clump

#15 Pot

This River Birch cultivar has attractive creamy white peeling bark and a dense crown of glossy green foliage that turns yellow in the fall. Highly regarded for its heat and drought tolerance; resistant to bronze birch borer.



BIRCH

Emerald Flare® *Betula tianshanica 'EmerDak'*
 30-40' x 12-18' Full sun Zone 4 Single
 #15 Pot
 A narrowly pyramidal birch that has attractive white exfoliating bark with gray and slight orange undertones. Cold hardy (trials in 3b) and tolerant of higher pH soils and drought. Prefers well-drained soil.



Fox Valley® Little King *Betula nigra 'Little King'*
 10' x 12' Sun/Part shade Zone 4 Clump
 #5 Pot
 #7 Pot
 Dense, compact, multi-stemmed birch with dark green leaves turning yellow in fall. Attractive peeling cinnamon-colored bark adds winter interest. Does well in medium to wet soil.



Parkland Pillar® *Betula platyphylla 'Jefpark' PP 25,468*
 40' x 6-7' Full sun Zone 3 Single
 #10 Pot
 #15 Pot
 #25 Pot
 Narrow, upright pyramidal form with green foliage that turns golden in fall. Showy white bark adds winter interest. Flowers and fruit are not messy. Heat and drought tolerant; good resistance to deer.



River *Betula nigra*
 50-60' x 30-40' Sun/part shade Zone 4 Clump
 #10 Pot
 #25 Pot
 8' BB
 10' BB
 12' BB
 Single
 #15 Pot
 #25 Pot
 2.0" BB
 2.5" BB
 Oval crown grows rounded with age. Lustrous green leaves turn light yellow in fall. Exfoliating bark exposes the reddish-brown color on younger trees. Old bark becomes darker brown and ridged. Does well in wet or well-drained soils. Native.



Whitespire *Betula populifolia 'Whitespire'*
 40-50' x 20-30' Sun/part shade Zone 4 Clump
 #10 Pot
 #25 Pot
 8' BB
 10' BB
 Single
 2.0" BB
 Its narrow, pyramidal crown displays dark, glossy green leaves throughout the summer turning golden in the fall. White bark does not peel like River Birch. Heat tolerant.



BUCKEYE

Autumn Splendor *Aesculus x arnoldiana* 'Autumn Splendor'

20-30' x 20-30' Sun/part shade Zone 4 #15 Pot

Oval to rounded form with deep green, palmately compound leaves that turn a brilliant maroon-red in fall. Flowers are showy yellow-green clusters that bloom in the spring. Does well in moist, well-drained soil.



CATALPA

Northern *Catalpa speciosa*

40-60' x 20-40' Sun/part shade Zone 4 #15 Pot

Irregular, open-rounded to narrow-oval crown. Large, dark green, heart-shaped foliage turns yellow in fall. Orchid-like white flowers with purple and yellow markings appear in June followed by long, bean-like seed pods.



CHERRY

Pink Flair® *Prunus sargentii* JFS-KW58'

25' x 15' Full sun Zone 3 #10 Pot

Clusters of fragrant, single pink flowers bloom later than the species, which helps avoid frost damage. Narrowly upright and symmetrical form, with attractive bark. Fall color is consistently bright orange-red.



COFFEETREE

Espresso™ Kentucky *Gymnocladus dioica* 'Espresso-JFS'

50' x 30-40' Full sun Zone 4 #15 Pot

Open, arching branches with large, doubly compound bluish-green leaves. This seedless variety displays a beautiful golden-yellow fall color. Heat and drought tolerant.

#25 Pot
2.0" BB



True North™ Kentucky *Gymnocladus dioica* 'UMNSynergy'

50-60' x 25-30' Full sun Zone 4 2.0" BB

Notable for its narrow, upright, oval form with strong branch structure and lack of fruit and seeds. Blue-green leaves turn a soft yellow in fall. Tolerant of cold, heat, and drought. Adaptable to many soil types.



CRABAPPLE

Coralburst® *Malus 'Coralcole'*
8-10' x 12-15' Full sun Zone 3 #15 Pot

Dwarf crab with a compact, rounded, dense canopy of dark green, disease resistant leaves. Coral-pink buds open to semi-double, rose-pink flowers in the spring. Small, bronze fruit are present in fall and winter.



Firebird® *Malus sargentii 'Select A' PP12,621*
8' x 10' Full sun Zone 4 #15 Pot

Dwarf crab with horizontal branching. Stunning clusters of fragrant white flowers emerge from pink buds in spring. Disease resistant, dark green foliage turns yellow in fall. Showy red fruit abundant after leaves drop.



Gladiator® *Malus adstringens 'Durleo' PP20,167*
18-20' x 8-10' Full sun Zone 2 #10 Pot #25 Pot 2.0" BB

Narrow, upright branching, bright pink flowers, and glossy, bronze-purple leaves. Small, reddish-purple fruit persist through the fall. Foliage maintains its purple color all season and has good disease resistance.

FIRST EDITIONS
LANDSCAPE & TREES



Golden Raindrops® *Malus 'Schmidtcutleaf'*
18-20' x 12-15' Full sun Zone 4 #10 Pot

Upright, vase-shaped form with a low canopy. White, star-shaped flowers are followed by deeply cut, dark green leaves which turn orange in fall. A beautiful display of golden berries are abundant summer to winter.



Ivory Spear® *Malus JFS KW214MX' PP 31,076*
18-20' x 7-8' Full sun Zone 4 #15 Pot

Densely upright, narrow crab with deep pink buds that open to white flowers in spring. Clean, dark green, disease-free leaves turn yellow in the fall. Bright cherry red fruits persist into late fall. Adapts to many soil types.



Lollipop® *Malus 'Lolizam'*
10' x 10' Full sun Zone 4 #15 Pot

Dwarf crab with a rounded, globe shaped form. Fragrant, white blooms in spring is followed by small amber-gold fruit. Green foliage has good disease resistance. Needs little pruning to maintain shape.



CRABAPPLE

Prairie Rose

Malus ioensis 'Prairie Rose'

20' x 18-20'

Full sun

Zone 4

#15 Pot

Large, double pink, fragrant flowers emerge in spring. One of the few fruitless varieties. Has a broad oval growth habit. Green leaves turn yellow in the fall. Susceptible to Cedar-Apple Rust. Native to the Midwest.



Prairifire

Malus 'Prairifire'

15-20' x 20'

Full sun

Zone 4

#10 Pot

#15 Pot

#25 Pot

1.75" BB

2.0" BB

Upright spreading growth habit with rich, dark true red flowers followed by medium sized, persistent, cone-shaped maroon fruit. Red-maroon spring foliage turns red-green in summer. Bark is glossy red.



Purple Prince

Malus 'Purple Prince'


20' x 20'

Full sun

Zone 4

2.0" BB

In mid-spring, fragrant, rose-red flowers bloom in clusters along its upward-spreading branches and are followed by abundant, purple-blue fruits. Purple-bronze leaves turn green in summer and then golden in fall.



Raspberry Spear® *Malus 'JFS KW213MX' PP31,008*

20' x 8'

Full sun

Zone 4

#25 Pot

Brilliant magenta flowers in spring are followed by persistent, bright red fruit. Columnar in form with dark purple, disease-free summer foliage that turns bronze with orange tints in the fall. Adaptable.



Red Jewel®

Malus 'Jewelcole'

15' x 12'

Full sun


Zone 4

#10 Pot

#15 Pot

2.0" BB

Upright, oval form with irregular branching. Beautiful white flowers in spring give way to brilliant red fruit. Dark green foliage turns yellow in the fall. Does fairly well in tough sites and is drought tolerant.



Rejoice™

Malus 'Rejzam'

18-20' x 15-18'

Full sun

Zone 4

#15 Pot

2.0" BB

Upright, symmetrical form. Semi-double, rose pink flowers in spring are followed by deep red, persistent berries. Attractive dark green foliage has a rich burgundy overcast that stays very clean and disease-free.



CRABAPPLE

Royal Gem

Malus 'Royal Gem'

5-8' x 5-8'

Full sun

Zone 3

#10 Pot

Compact patio tree with rose red flowers in spring followed by dark red, persistent fruit. Foliage is green with a red tint that turns yellow in fall and has great disease resistance.



Royal Raindrops® *M. transitoria* JFS-KW5' PP 14,375

20' x 15'

Full sun

Zone 4

#10 Pot

#15 Pot

#25 Pot

1.75" BB

2.0" BB

Upright, spreading form with good branching habit. Deeply lobed leaves are reddish-purple all season. Bright magenta pink flowers in spring. Disease resistant and adaptable to a wide range of site conditions.



Showtime®

Malus 'Shotizam'

15-20' x 15'

Full sun

Zone 3

#15 Pot

1.75" BB

2.0" BB

Upright, oval growth habit with fuchsia-red flowers in the spring. Bronze-green foliage is very disease resistant and stays clean all season long. Dark red, persistent fruit and yellow-orange fall color is an added bonus.



Sparkling Sprite® *Malus* JFS-KW207' PP 27,954

12' x 12'

Full sun

Zone 4

#15 Pot

A cute patio tree with bright green, disease resistant foliage on a compact, rounded crown. Abundant pink buds open to showy white flowers in the spring. Persistent gold fruit turns deep orange adding winter interest.



Spring Snow

Malus 'Spring Snow'

25-30' x 15-18'

Full sun

Zone 4

#10 Pot

#25 Pot

1.75" BB

2.0" BB

The oval to rounded crown is covered with pink buds that open to fragrant white flowers in spring. Shiny bright green leaves turn yellow in fall. A fruitless variety with good resistance to rust and mildew. Heat tolerant.



Starlite®

Malus baccata 'Jeflite' COPE

20' x 12-15'

Full sun

Zone 2

#15 Pot

2.0" BB

Upright branches have white flowers in spring, glossy green leaves in summer, yellow leaves in fall, and small bright red berries in winter. Fruit is persistent and foliage is apple scab resistant. Very cold hardy.



CRABAPPLE

Tina

Malus sargentii 'Tina'

6-8' x 8-10'

Full sun

Zone 4

#15 Pot

Wide spreading patio tree with pink buds that open to a profuse spring bloom of fragrant, white flowers. Foliage is green and red, pea-sized fruit holds on into the winter.



DOGWOOD

Pagoda

Cornus alternifolia

15-20' x 20-25'

Part shade

Zone 4

Clump

#10 Pot

5' BB

Single

#10 Pot

1.75" BB

Branches grow in distinctive irregular tiers, forming a somewhat horizontal, layered look. Fragrant, pale yellow flowers in May are followed by blue-black fruit. Green leaves turn a beautiful maroon red in the fall. Native.



ELM

Prairie Expedition® *Ulmus americana 'Lewis & Clark'*

50-60' x 50-60'

Full sun

Zone 2

#10 Pot

#15 Pot

#25 Pot

2.0" BB

Broad, rounded to spreading vase-shaped habit. Lustrous dark green leaves turn yellow in fall. Extremely cold hardy, fast growing, and disease resistant. Tolerant of both wet and dry soil conditions.



Princeton

Ulmus americana 'Princeton'

60' x 40'

Full sun

Zone 3

#15 Pot

2.0" BB

2.5" BB

Upright, vase-shape forms an overhead arch. Dark green leaves turn a rich golden yellow in the fall. It is very hardy and extremely adaptable. Fast growing and disease resistant.



St. Croix™

Ulmus americana 'St. Croix' PP20,097

60-75' x 70-90'

Full sun

Zone 3

#10 Pot

2.0" BB

Grand, vase-shaped with an open, spreading canopy, and beautiful dark green foliage that turns a wonderful yellow in the fall. Dutch Elm Disease resistant.



GINKGO

Autumn Gold

Ginkgo biloba 'Autumn Gold'

50' x 30'

Full sun

Zone 4

#15 Pot

2.0" BB

Upright, columnar, then spreading with age. Fan shaped leaves are medium green to yellow green and taper into stems, usually lobed at the edges. Bright golden yellow fall color. Slow growing and long living. Fruitless.



Goldspire

Ginkgo biloba 'Blagon'

35-45' x 8-12'

Sun/Part shade

Zone 4

#15 Pot

It forms a densely branched, narrow, symmetrical spire. Its leathery, fan-like foliage emerges rich green and turns gold in fall. Pest and disease resistant. Best in sun to part shade in well-drained soil. Drought tolerant.



Jade Butterfly

Ginkgo biloba 'Jade Butterfly'

10-14' x 8-10'

Full sun

Zone 4

#5 Pot

#10 Pot

A densely branched, vase-shaped, dwarf tree with striking bright green leaves and beautiful gold fall color. Slow growing and fruitless. Prefers well-drained soil but is adaptable to a variety of sites.



HACKBERRY

Common

Celtis occidentalis

50-75' x 50-60'

Sun/part shade

Zone 2

#15 Pot

#25 Pot

Broad, rounded crown with bright green leaves that turn an attractive, bright yellow in the fall and the edible fruits are commonly consumed by birds. Drought tolerant and adaptable to a wide range of habitats.

2.0" BB

2.5" BB



HAWTHORN

Thornless Cockspur *Crataegus crus-galli inermis*

15-20' x 15-20'

Full sun

Zone 4

#10 Pot

#15 Pot

Rounded, spreading crown with abundant white flowers in June followed by small bright red persistent fruit. Rust-free dark green leaves turn orange to bronze in the fall. Prefers moist soil but will tolerate dry.

1.75" BB

2.0" BB



HONEYLOCUST

Northern Acclaim™ *Gleditsia triacanthos inermis* 'Harve'

35-45' x 30-35' Full sun Zone 3 #15 Pot

Thornless and seedless with an upright, vase-shaped form. Small green leaves turn a brilliant yellow fall color. Cold hardy and drought tolerant.



Skyline® *Gleditsia triacanthos inermis* 'Skyline'

50' x 30-35' Full sun Zone 4 #15 Pot

Pyramidal form with a strong, sturdy trunk and shapely crown. Dark green foliage turns a beautiful gold in the fall. Thornless and essentially fruitless. Wind, heat, drought and salt tolerant.

#25 Pot

2.0" BB

2.5" BB



Street Keeper® *Gleditsia triacanthos* 'Draves' PP 21,698

40-45' x 20' Full sun Zone 4 2.0" BB

Tight, narrow form with ascending branch structure. Its light green spring foliage matures to deep green in summer and yellow in fall. Adaptable to both wet and dry conditions.



Sunburst® *Gleditsia triacanthos inermis* 'Suncole'

35' x 30-35' Full sun Zone 4 #15 Pot

Seedless and thornless with a rounded crown of irregular branching. Foliage emerges sunny yellow in the spring, matures to bright green, then turns golden yellow in the fall.

#25 Pot



Be sure to bring a tarp or suitable covering to protect the plants on your truck.

Even a short trip without proper cover can dry out and damage nursery stock.

HYDRANGEA TREE FORM

Fire and Ice™ *Hydrangea paniculata* 'Wims Red' PP26005

10-14' x 6-10' Sun/part shade Zone 4 #10 Pot

Creamy white flowers appear in early spring, contrasting nicely against the bright green foliage. By mid summer, the flowers are a soft pink, and they continue to deepen to a burgundy red by fall.



Fire Light® *Hydrangea paniculata* 'SMHPFL' PP 25,135

6-8' x 4-6' Sun/part shade Zone 4 #10 Pot

Strong, arching branches which remain upright even during the heaviest bloom time. Large white panicles quickly turn pink in the summer and deep red by fall. Prefers a well-drained soil.



Limelight *Hydrangea paniculata* 'Zwijnenburg'

8-10' x 6-8' Sun/part shade Zone 4 #7 Pot

Open and rounded with an upright growth habit. Fragrant, bright lime-green flowers appear in late summer. In autumn the blooms display shades of pink, burgundy and green. Prefers a well-drained soil.



Little Lime® *Hydrangea paniculata* 'Jane' PP 22,330

6-7' x 4-5' Sun/part shade Zone 3 #7 Pot

Compact patio tree with huge lime green blooms that turn shades of pink and burgundy in the fall. Strong stems make for good cut flowers. Prefers well-drained soil.

#10 Pot



Pinky Winky® *Hyd. paniculata* 'DVPpinky' PP 16,166

8-10' x 6-8' Sun/part shade Zone 4 #10 Pot

Unusual blooms start out white in mid to late summer and turn pink from the base up, often leaving the tips white. Panicles are very pointed and can get to 16 inches in length. Rounded form with green leaves.



Quickfire® *Hydrangea paniculata* 'Bulk' PP 16,812

8-10' x 4-6' Sun/part shade Zone 4 #7 Pot

Rounded and upright patio tree with conical flowers that start off bright white, then turn pink, then a deep pinkish-red. Blooms earlier and longer than other hydrangeas. Prefers moist, well-drained soil.



#10 Pot



HYDRANGEA TREE FORM

Vanilla Strawberry™ *Hyd. paniculata 'Renhy'* PP 20,670

8-10' x 4-5' Sun/part shade Zone 4 #7 Pot
#10 Pot

Flowers emerge white in the spring, then turn a shade of soft pink and finish off strawberry-red by late summer. Flowers are held upright on sturdy branches. All three colors may be present later in the season.



IRONWOOD

Ironwood *Ostrya virginiana*

30-50' x 25' Sun/part shade Zone 3 #15 Pot

Slow growing with a slender branching habit and broad, oval crown. Green leaves, gray bark, and hops-like catkins in the spring. Prefers moist, well-drained soil; will tolerate some shade. Native.



LILAC TREE FORM

Bloomerang® *Syringa 'Penda'* PP 20,575

6-8' x 4-5' Full sun Zone 3 #10 Pot
#15 Pot

Compact, rounded growth habit, grafted onto a standard. Purple-pink, ultra fragrant flowers are heaviest in spring, then rebloom throughout the summer and into the fall. Powdery mildew and deer resistant.



Dwarf Korean *Syringa meyeri 'Palibin'*

6-8' x 5-6' Full sun Zone 4 #10 Pot
#15 Pot
#25 Pot

A compact, round globe grafted onto a standard. Very fragrant, pale violet flowers are abundant from late May into June and contrast nicely with the dark green foliage.



LILAC TREE FORM

Ivory Silk® Japanese *Syringa reticulata 'Ivory Silk'*

25' x 15'

Full sun

Zone 3

Sturdy, compact, oval growth habit. It blooms later than most other species of lilac, with large, fragrant, creamy white flower clusters in mid-June through mid-July. Dark green foliage and cherry-like bark give it multiple seasons of interest. Available in clump or single stem tree form.

Clump

#10 Pot

#25 Pot

6' BB

8'BB

Single

#10 Pot

#15 Pot

#25 Pot

1.75" BB

2.0" BB



Miss Kim

Syringa patula 'Miss Kim'

6-8' x 4-5'

Full sun

Zone 3

#10 Pot

Upright and compact form with fragrant, lilac-pink flowers that bloom in June. The leaves are dark green and wavy and turn burgundy-red in the fall. Prefers moist, well-drained soil. Mildew resistant.



For your convenience, we can arrange to have materials delivered directly to your job site. Same day delivery available (within the metro area.) We also ship to Wisconsin and Iowa. Call us for freight quotes and scheduling.



LINDEN

American Sentry® *Tilia americana 'McKSentry'*

40' x 25-30' Full Sun Zone 3 2.0" BB
2.5" BB

Uniform branching habit and upright narrow form. Yellow spring flowers are fragrant and enjoyed by bees. Green leaves turn golden-yellow in the fall. It is the most resistant Linden to Japanese beetle.



Boulevard *Tilia americana 'Boulevard'*

50-60' x 25-30' Full Sun Zone 3 2.0" BB
2.5" BB

Narrow pyramidal form with ascending branches in its youth that becomes more rounded as it matures. Fragrant, yellow flowers in early summer. Large, dark green leaves turn a beautiful yellow fall color.



Greenspire® *Tilia cordata 'Greenspire'*

40-50' x 30-40' Full Sun Zone 4 #10 Pot
#25 Pot
2.0" BB
2.5" BB

Very uniform, pyramidal to oval crown. Fragrant, pale yellow flowers. Leathery, dark green foliage has a lovely gold fall color. Adaptable to most soils and shows good tolerance to urban conditions.



Harvest Gold *Tilia x mongolica 'Harvest Gold'*

30-40' x 25-30' Full Sun Zone 3 #15 Pot
2.0" BB

Majestic upright form, strong central leader and disease-free foliage that turns golden yellow in fall. It has lovely exfoliating bark and is adaptable to a wide range of soil types.



Redmond *Tilia americana 'Redmond'*

40-60' x 25-30' Full Sun Zone 4 2.0" BB
2.5" BB

Uniform branching habit and densely pyramidal form. Huge, glossy green leaves with bright yellow autumn color. Showy, fragrant flowers in late spring. Somewhat drought tolerant but does not like urban conditions.



MAGNOLIA

Ann

Magnolia × 'Ann'

8-10' x 10'

Full Sun

Zone 4

Clump

#10 Pot

Single

#10 Pot

Compact and shrubby with a somewhat open habit. Lightly scented reddish-purple flowers emerge from beautiful, tapered buds later in spring making it less apt to suffer frost damage. Green leaves turn yellow in fall.



Centennial Blush™

Magnolia stellata 'Centennial Blush' PP 22,248

12' x 12'

Full sun

Zone 4

Clump

#10 Pot

Single

#10 Pot

Upright form with interesting branch structure. Prolific pink buds open to fragrant, pale pink flowers in spring. Attractive green foliage turns yellow to bronze in fall. Prefers rich, moist, well-drained soil.

FIRST EDITIONS
LANDSCAPE TREES



Elizabeth

Magnolia × 'Elizabeth'

25-35' x 12-20'

Full sun

Zone 4/5

Single

#7 Pot

Tulip-shaped buds open to large, fragrant, primrose-yellow blooms in spring. It has a neat, upright, pyramidal form with large, dark green leaves. May require protection from late frost, as it could damage the flowers.



Merrill

Magnolia × 'loebneri' 'Merrill'

25-35' x 20-30'

Full sun

Zone 4

Clump

#25 Pot

Single

#10 Pot

Upright, oval to round crown and dense branching habit with large, starry white flowers in early spring. Foliage emerges bronzy green maturing to deep green. Best in moist, organically rich, well-drained soil.



Royal Star

Magnolia stellata 'Royal Star'

8-10' x 8-10'

Sun/part shade

Zone 4

Clump

#10 Pot

#25 Pot

Single

#10 Pot

Densely branched with an upright, rounded form. Pink buds open to double white fragrant flowers in spring. Dark green foliage changes to yellow-bronze in fall. Blooms later making it less susceptible to frost damage.



MAPLE

Amur Flame

Acer ginnala 'Flame'

15-20' x 15-20'

Sun/part shade

Zone 3

Clump

#15 Pot

Graceful, irregular shape formed by slender spreading branches. Fragrant, creamy white flowers in May are followed by winged samaras that turn a showy red as they mature. Green leaves turn fiery red in autumn.



Apollo® Sugar

Acer saccharum 'Barrett Cole' PP 10,590

25-30' x 10'

Full Sun

Zone 4

#15 Pot

#25 Pot

Narrow, compact form with dense branching and a low canopy. Green foliage turns golden-orange to red in the fall. Adaptable to many soil types but dislikes compaction.



Armstrong

Acer rubrum 'Armstrong'

40-50' x 15'

Full Sun

Zone 4

#10 Pot

2.0" BB

2.5" Pot

Narrow, columnar growth habit; fast growing and may broaden with age. Showy red flowers emerge in early spring before the green foliage. Fall color is inconsistent and can range from yellow to red. Furrowed gray bark.



Armstrong Gold

Acer rubrum 'JFS-KW78' PP 25,301

40' x 12'

Full Sun

Zone 3

#15 Pot

#25 Pot

2.0" BB

2.5" Pot

Improved columnar form and brighter, more consistent golden orange fall color. It has greater foliage density and a more compact, less leggy growth habit. Fast growing. Available in low or high branching.



Autumn Blaze®

Acer x freemanii 'Jeffersred'

50-60' x 40'

Full Sun

Zone 4

#10 Pot

#15 Pot

#25 Pot

2.0" BB

2.5" BB

3.0" BB

Upright, oval crown. Dense, rich green foliage turns orange to red in fall. Very popular due to its ascending branch habit, rapid growth rate, drought tolerance, ability to grow in most soils, and beautiful fall color.



Autumn Radiance®

Acer rubrum 'Autumn Radiance'

50' x 40'

Sun/part shade

Zone 4

2.0" BB

2.5" BB

Strong, ascending branches form a dense, rounded crown. Small red flowers appear before the leaves in spring. Green foliage turns a stunning red-orange to red fall color a couple weeks earlier than other maples.



MAPLE

Crimson Sentry™ Norway

Acer platanoides 'Crimson Sentry' PP3,258

#15 Pot

25' x 15' Sun/part shade Zone 4

Upright, columnar form becoming pyramidal to oval as it matures. A dense crown of deep purple foliage turns maroon in the fall. Slower growing.



Fall Fiesta™ Sugar *Acer saccharum* 'Bailsta' PP 11,119

50-75' x 50-60' Full Sun Zone 4

#15 Pot

#25 Pot

2.0" BB

2.5" BB

Rapid grower with a full and symmetrical branching habit. Leathery, glossy green foliage is resistance to leaf tatter and leafhopper damage. Brilliant orange and red fall color. Best in fertile, slightly acidic, moist soil.



Firefall® *Acer x freemanii* 'Firefall' PP 15,593

40-60' x 30-40' Full Sun Zone 4

2.0" BB

2.5" BB

Fast growing with an upright, oval crown and good branching structure. Rich green leaves turn crimson red in early fall. Typically seedless, male selection.



Japanese Velvet Viking™

Acer palm. dissectum 'Monfrick' PP 31,864

#5 Pot

3-4' x 4-5' Sun/part shade Zone 4

A hardy Japanese maple with a low spreading, mounded form and dwarf weeping habit. Foliage is red and deeply dissected, turning vibrant red in fall.



Korean Arctic Jade® *Acer x pseudosieboldianum* 'IsLAJ'

15-20' x 10-15' Sun/part shade Zone 4

#6 Pot

It has large, deeply-cut, green leaves with an excellent branching habit and broad, upright form. Foliage turns orange and red in fall. From the cold hardy Jack Frost® series.



Korean Ice Dragon® *Acer x pseudosieboldianum* 'IsliD'

8' x 10' Sun/part shade Zone 4

#6 Pot

Broad, upright form with finely-cut leaves that emerge a bright orange-red, then turn green for the summer and then back to oranges and reds for fall. Hardier than Japanese varieties, from the Jack Frost® series.



MAPLE

Korean North Wind®

Acer x pseudosieboldianum 'North Wind'

15' x 15'

Sun/part shade

Zone 4

#6 Pot

#15 Pot

Broad, upright form with palmate leaves that emerge red in spring changing to green by mid-summer. Fall color is a beautiful orange-scarlet.



Korean Northern Glow®

Acer x pseudosieboldianum x palmatum 'Hasselkus'

20' x 24'

Sun/part shade

Zone 4

#10 Pot

#25 Pot

Upright, spreading form with attractive green foliage in summer that glows bright orange to red in fall. A cold hardy Korean/Japanese hybrid.



Matador™

Acer x freemanii 'Bailston'

40-45' x 20-40'

Full Sun

Zone 4

#15 Pot

2.0" BB

Improved growth habit with an upright form and symmetrical branching. Green foliage turns a consistently deep red in fall which develops later than others and holds longer. Tolerates heavy soil.

FIRST EDITIONS
NURSERY & TREES



Northwood Red

Acer rubrum 'Northwood'

50' x 35'

Sun/part shade

Zone 3

#25 Pot

2.0" BB

2.5" BB

Oval to rounded crown with showy red flowers in the spring. Leaves are shiny dark green on top and pale green on the underside. Fall color is a blazing orange to red. Relatively low maintenance.



Princeton Gold® Norway

Acer platanoides 'Princeton Gold' PP 6,727

35-45' x 30'

Sun/part shade

Zone 4

#15 Pot

Bright yellow-gold leaves emerge in early spring and persist all season on an oval crown. Best in sun with afternoon shade. Wrap trunk in winter when young.



Red Sunset®

Acer rubrum 'Franksred'

45' x 35'

Full Sun

Zone 4

#15 Pot

#25 Pot

2.0" BB

2.5" BB

Symmetrical, upright oval form that develops clusters of small flowers in spring. Glossy green leaves turn orange-red to brilliant red in the fall. A moderately fast grower that adapts to a wide range of climates and soils.



MAPLE

Royal Red Norway *Acer platanoides 'Royal Red'*

35-40' x 25' Full Sun Zone 4 #25 Pot
2.0" BB

Broadly oval crown with a dense canopy and straight trunk. Best known for its glossy dark maroon to purple year-round foliage. Slow growing which makes it less susceptible to frost crack.



Scarlet Jewell™ Red *Acer rubrum 'Bailcraig'*

50-60' x 25-30' Full sun Zone 3 2.0" BB

Bright red flowers cover the symmetrical branches in spring on a full, upright form. Its dark green foliage consistently turns deep crimson each fall, two weeks earlier than other rubrums. Resists frost cracking.



Sienna Glen® *Acer x freemanii 'Sienna' PP 11,322*

50-60' x 40' Full Sun Zone 3 2.0" BB
2.5" BB

Uniform branching habit and attractive pyramidal-oval shape, it features showy red flowers along the branches in early spring before the leaves. It has green foliage that turns an outstanding red in the fall. Tolerates wet.



MOUNTAIN ASH

Showy *Sorbus decora*

20-25' x 20' Full Sun Zone 2 #7 Pot
#10 Pot

In the spring, large clusters of small white flowers stand out against the rounded crown of dark green foliage. In summer, large clusters of orange-red berries are very ornamental. Slow growing and disease resistant. Native.



Call for a quote on truckload quantity discounts.

NINEBARK

Amber Jubilee™ *Phys. opulifolius 'Jefam'* PP 23,177
7-9' x 4' Full Sun Zone 2 #7 Pot

A rounded patio tree with a dense growth habit. Whitish pink, button-like flowers emerge in June. Leaves show glowing tones ranging from lime green to yellow to orange and change to purple and red in fall.

FIRST EDITIONS
LANDSCAPE TREES



Summer Wine® *Phys. opulifolius 'Seward'* PP 14,821
6-8' x 4-5' Full Sun Zone 3 #7 Pot

Neat, patio tree with compact branching and fine cut dark crimson-red leaves. Small pinkish-white flowers in dense, flat, rounded clusters appear in late spring and contrast nicely with the dark foliage.



OAK

Bur *Quercus macrocarpa*
60-80' x 60-80' Full sun Zone 3 #25 Pot

The open, broad rounded crown is covered in dark green foliage which turns yellow-brown in autumn. Large acorns are an important source of food to wildlife. Drought tolerant, native.



Crimson Spire™ *Q. alba x robur 'Crimschmidt'* PP9103
40-45' x 13-15' Full Sun Zone 4 #15 Pot #25 Pot

Columnar form with insect resistant dark green leaves that turn brilliant shades of red in fall. Moderately fast growing with strong branches that can withstand high winds. Long lived and adaptable to many soils.

2.0" BB
2.5" BB



Kindred Spirit® *Quercus x warei 'Nadler'* PP 17,604
30-35' x 6' Full Sun Zone 4 #15 Pot 2.0" BB

Narrow, columnar hybrid between English and Swamp White oak. Mildew resistant foliage is dark green with a silvery underside and turns yellow to amber in fall. Tolerant of drought and a wide range of soil conditions.



OAK

Northern Pin

Quercus ellipsoidalis

50-60' x 40-45'

Full Sun

Zone 4

#25 Pot

2.0" BB

Broad, pyramidal to oval crown with glossy green foliage that turns a brilliant bright red in autumn. Adaptable to a variety of soil types. Native.



Prairie Stature®

Quercus x bimundorum 'Midwest'

40' x 30-35'

Full Sun

Zone 3

#15 Pot

#25 Pot

A hybrid cross of English and Bur oak with a pyramidal growth habit and a dense crown of glossy green foliage that has a reddish fall color. Adaptable to a variety of site conditions.



Red

Quercus rubra

60-80' x 40-50'

Full Sun

Zone 4

#10 Pot

#25 Pot

2.0" BB

2.5" BB

Pyramidal to round crown with dark green foliage that is dense and lustrous. Red to bronze autumn leaves hang on the tree into the winter. Faster growing oak. Native.



Regal Prince®

Quercus x warei 'Long' PP 12,673

40-50' x 20'

Full Sun

Zone 4

#15 Pot

#25 Pot

2.0" BB

2.5" BB

Stronger and consistently fuller branch structure and a columnar form. Foliage is glossy bright green on the top and soft light green on the underside giving it a two tone color contrast. Bronze fall color.



Swamp White

Quercus bicolor

50-60' x 45-60'

Full Sun

Zone 4

#10 Pot

#25 Pot

2.0" BB

2.5" BB

Open, narrow, rounded crown with dark green foliage that turns tan to red in the fall. Does well in both wet and well-drained soils. Native.



REDBUD

Northern Herald® *Cercis canadensis* 'Pink Trim' RFM-56

18-20' x 20-22' Sun/part shade Zone 3 Single
#10 Pot

Very cold hardy with a dense, rounded crown that produces a profusion of rose-pink flowers in spring. The green, leathery-textured leaves are heat and wind tolerant. It produces little fruit and has a yellow fall color.



Northern Strain *Cercis canadensis*

20-30' x 20-25' Sun/part shade Zone 4 Clump
#10 Pot

Small pink flowers in spring appear before the green leaves and has a rounded to vase shape. Later in the summer, brown fruit pods form. Fall color is a brilliant yellow. Does best in protected areas.

6' BB
Single
#10 Pot
2.0" BB



SERVICEBERRY

Autumn Brilliance™

Amelanchier x grandiflora 'Autumn Brilliance'

20-25' x 15' Sun/part shade Zone 3 Clump
#15 Pot

Heavily branched with an interesting spreading branch pattern, and attractive light gray bark. White blossoms in spring are followed by showy, sweet purplish-black fruit. Blue-green foliage turns vibrant orange-red in fall.

6' BB
8' BB
Single
#15 Pot
1.75" BB
2.0" BB



SYCAMORE

Exclamation!™ *Platanus x acerifolia* 'Morton Circle'

60-65' x 50-55' Full sun Zone 4 Single
#15 Pot
2.0" BB

Large, captivating maple-like leaves and unique camouflage patterned peeling bark, create year round interest. Resistant to anthracnose and frost cracking. Fast growing; prefers rich, well-drained soil. Tough and durable.



WILLOW

Hakuro Nishiki *Salix integra 'Hakuro Nishiki'*
 6' x 5-7' Full sun Zone 4 #15 Pot

Finely branched, spreading patio tree with spectacular deep pink, speckled foliage in spring. For the remainder of the season, foliage is green with pink and white speckles, and striking red stems provide winter interest.



Niobe *Salix alba 'Niobe'*
 50-70' x 50-70' Full Sun Zone 4 #10 Pot

Upright, fast-growing, weeping willow with erect branching that typically forms a broad, loose, open crown. Bark is yellowish-brown, and leaves are small and green turning yellow in fall. Prefers moist soil.



Prairie Cascade *Salix 'Prairie Cascade'*
 35-45' x 35-45' Full Sun Zone 3 #10 Pot
 2.0" BB

Beautiful glossy green foliage on goldens stems with a gracefully weeping habit and smaller stature than the typical willow. Leaves turn an attractive golden yellow in the fall. Prefers moist soil.



Weeping Pussy Tree *Salix caprea pendula*
 5-6' x 5-8' Full Sun Zone 4 #5 Pot

Weeping patio tree with a low canopy of soft, silky catkins develop along the branches in late winter and early spring and bloom before the leaves appear. Pointy, dark green leaves turn yellow in the fall.



YELLOWWOOD

Yellowwood *Cladrastis kentukea*
 30-45' x 40-50' Full Sun Zone 4 #15 Pot

Broad, rounded form with large clusters of very showy fragrant white flowers in late spring. Bright green foliage turns yellow in the fall. Does best in moist, well-drained soil.



EVERGREENS

Section

EVERGREENS

GROVE NURSERY PLANT CATALOG

ARBORVITAE

Brandon

Thuja occidentalis 'Brandon'

12-16' x 6-8'

Sun/light shade

Zone 3

#15 Pot

Narrow, cone-shaped growth habit with densely branched, bright green foliage that retains its color even during harsh winters. Good resistance to winter burn and tolerates heavy soil. Excellent for screening.



Dark Green

Thuja occidentalis 'nigra'

18-24' x 8-10'

Sun/light shade

Zone 3

5' BB

6' BB

7' BB

8' BB

Improved pyramidal form and dense, fan-shaped foliage that retains its rich, dark green color better during the winter. Excellent screen or large hedge. Size can be controlled with annual pruning. Moist, well-drained soil.



Degroot's Spire

Thuja occidentalis 'Degroot's Spire'

10-12' x 3-4'

Sun/part shade

Zone 3

#5 Pot

#10 Pot

#15 Pot

#20 Pot

6' BB

Dwarf, slow-growing, upright pyramidal form and a twisted texture. Thick, rich green foliage takes on a purple cast in winter. Tolerates shearing for a more tailored column.



Full Speed A Hedge® American Pillar

Thuja occidentalis 'American Pillar' PP 20,209

#15 Pot

25-30' x 3-5'

Sun/light shade

Zone 3

Fast growing with a narrow, upright form and dense green foliage year round. It doesn't need pruning to maintain its columnar shape. Cold hardy, heat tolerant, and deer resistant. Will tolerate heavier soils.



Golden Globe

Thuja occidentalis 'Golden Globe'

4' x 4'

Sun/light shade

Zone 4

#3 Pot

Very dense globe with a beautiful golden yellow color on the outside and nice bright green in the interior section. Coloration will darken to bronze during winter weather but remains quite attractive.



ARBORVITAE

Hetz Mini

Thuja occidentalis 'Hetz Mini'

2-3' x 2-3'

Sun/part shade

Zone 3

#2 Pot

#5 Pot

Low, compact globe with dense, rich green needles that are arranged in flat layered sprays. Slow growing and does not require pruning to maintain shape. Very adaptable, tough, and durable.



Hetz Wintergreen

Thuja occidentalis 'Hetz Wintergreen'

20-25' x 6-8'

Sun/light shade

Zone 3

#10 Pot

This fast growing Arborvitae remains green year round (no winter bronze tones) and makes a great screen or conical accent. Grows with a strong leader and is able to withstand heavy snow loads without splitting.



Holmstrup

Thuja occidentalis 'Holmstrup'

10-12' x 5'

Sun/light shade

Zone 3

#5 Pot

#7 Pot

#10 Pot

#15 Pot

5' BB

6' BB

8' BB

Dense, narrow-pyramidal shape with attractive rich green scale-like foliage in vertical sprays. Foliage is retains good green color throughout winter. Slow growing, prefers moist, well-drained soil.



Little Giant

Thuja occidentalis 'Little Giant'


4-5' x 4-5'

Sun/part shade

Zone 3

#3 Pot

This compact globe has rich green foliage year round. Its slow growth rate allows it to retain its neat, round shape with little maintenance.



Mr. Bowling Ball®

Thuja occidentalis 'Bobozam'

2-3' x 2-3'

Sun/part shade

Zone 3

#5 Pot

Unique, finely textured, soft sage-green foliage forms a perfect compact globe that does not require pruning or shearing to maintain shape. Slow growing; prefers well-drained soil.



North Pole®

Thuja occidentalis 'Art Boe' PP 22,174

12' x 5'

Sun/part shade

Zone 3

#5 Pot

#10 Pot

#15 Pot

5' BB

6' BB

7' BB

Tight, columnar growth habit with dark green foliage that is resistant to winter burn. Cold hardy and low maintenance. Light pruning as needed to maintain shape.



ARBORVITAE

Planet Earth™

Thuja occidentalis 'RutThu4' PP AF

3-5' x 3-5'

Sun/part shade

Zone 4

#5 Pot

This dense globe has bright green foliage in the summer that takes on bronze tones in the winter. It doesn't need pruning to maintain shape. Resistant to needle blight and winter burn.



Primo®

Thuja occidentalis 'IslPrim'

4' x 1'

Sun/light shade

Zone 4

#3 Pot

A mini arborvitae that has a naturally sculpted, spire-like growth habit and richly textured foliage. The green foliage takes on a bronze tone in winter. It develops into an elegant small tree at maturity.



Pyramidal

Thuja occidentalis 'Pyramidalis'

12-25' x 3-6'

Sun/light shade

Zone 3

#10 Pot

#15 Pot

#20 Pot

Narrow pyramidal form is decidedly crisp without shearing, about half as wide as the species. Soft textured, bright green foliage appears lush and dense. A tough, yet elegant evergreen that prefers winter shade.



Rushmore

Thuja occidentalis 'Rushmore'

12-20' x 3-5'

Sun/part shade

Zone 3

#7 Pot

#10 Pot

#15 Pot

Tough and adaptable upright evergreen with dense dark green foliage that is resistant to winter burn. It's narrow form makes a great hedge or screen. Very cold and wind tolerant. Shear once a year to maintain shape.



Sting®

Thuja occidentalis 'SMNTOO' PP 34,292

15-20' x 1-2'

Sun/light shade

Zone 3

#5 Pot

The tight, sword-like structure makes this a great specimen or screen for narrow sites. It does not require pruning to maintain shape. Tolerant of most soils, but prefers average moisture in well-drained soil.



Technito®

Thuja occidentalis 'Bailjohn' PP 15,850

8-10' x 4-5'

Sun/light shade

Zone 3

#5 Pot

#10 Pot

4' BB

5' BB

A slow growing, compact, pyramidal form that requires very little shearing to maintain shape. Dense, dark green foliage retains its attractive color through the winter.



ARBORVITAE

Techny

Thuja occidentalis 'Techny'

15-20' x 8-10'

Sun/light shade

Zone 3

#5 Pot

#7 Pot

#10 Pot

#15 Pot

#20 Pot

5' BB

6' BB

8' BB

Broadly based pyramidal form has dense foliage that maintains its handsome dark green coloring all year. Excellent for medium to tall hedges or screens. Grows best in well-drained, loamy soils.



Techny Globe

Thuja occidentalis 'Techny Globe'

5'+ x 5'+

Sun/light shade

Zone 3

#5 Pot

Dense, dark green foliage of a Techny, sheared into a globe form. Requires regular pruning to maintain shape and size. Grows best in well-drained, loamy soils.



Woodward Globe

Thuja occidentalis 'Woodwardii'

3-5' x 4-5'

Sun/part shade

Zone 3

#5 Pot

Compact globe to spreading form with attractive scale-like rich green foliage in flattened sprays. Does not need shearing to maintain globe shape. Prefers moist, well-drained soil.



Yellow Ribbon

Thuja occidentalis 'Yellow Ribbon'

8-10' x 2-3'

Sun/part shade

Zone 4

#10 Pot

#15 Pot

Very narrow, columnar growth habit with showy, dense golden-yellow foliage all year. Used as an accent or screen where brilliant color is needed. Adapts to many different soil types.



*Allow enough time to have your truck loaded
by closing time.*

CEDAR

Eastern Red

Juniperus virginiana

30-40' x 10-12'

Full sun

Zone 2

#7 Pot

#10 Pot

5' BB

Broad, cone shaped evergreen with medium green foliage year round. Blue-green berries in late summer to fall attract birds. Typically long lived, very hardy, and low maintenance. Salt tolerant. Native.



CHAMAECYPARIS

Jade Waves™ *Chamaecyparis obtusa 'MonYur' PP 29,503*

6-8' x 3-4'

Full sun

Zone 4

#5 Pot

Compact, uniform habit on a pyramidal form. Branches curve gracefully and hold sprays of fern-like green foliage that takes on a bronze hue in winter. Does best with well-drained soil and protection from harsh wind.



King's Gold

Chamaecyparis pisifera 'King's Gold'

4-5' x 4-5'

Sun/part shade

Zone 4

#5 Pot

Compact and spreading growth habit with threadlike foliage. Its brilliant golden color is retained throughout the year, even in heat and humidity. Grows best in well-drained soil.



FIR

Balsam

Abies balsamea

45-60' x 20-25'

Sun/part shade

Zone 3

6' BB

7' BB

8' BB

10' BB

Upright, pyramidal form with flat, shiny, dark green needles with a strong Balsam scent. A favorite for Christmas trees, and provides shelter for birds and animals. Native.



Concolor

Abies concolor

30-50' x 15-30'


Sun/part shade

Zone 4

#15 Pot

5' BB

Upright, densely conical with attractive, blue-green needles that curve outward and upward on branches and when crushed, emit a lemon scent. Tolerates drought, heat, and cold temperatures. Requires well-drained soil.



FIR

Piccolo Dwarf Balsam *Abies balsamea 'Piccolo'*

2-3' x 2-3' Sun/part shade Zone 3 #3 Pot

Tiny, uniform, dark green needles radiate around the many short branches on this dwarf globe Balsam Fir variety. Plant in rich, acidic soil where it can be viewed up close.



Tyler Blue Balsam *Abies balsamea 'Tyler Blue'*

15-18' x 10-12' Sun/part shade Zone 3 #20 Pot

Lush blue foliage on a fairly compact, pyramidal form. Needles are soft and maintain their distinctively blue color in sun or part shade with well-drained soil. Slower growing, measuring 8-10' tall & 4-5' wide after 10 years.



HEMLOCK

Canadian *Tsuga canadensis*

30-45' x 20-30' Sun/shade Zone 4 #5 Pot
#7 Pot
#10 Pot
5' BB

Pyramidal growth, branches often droop with soft, glossy, dark green needles. Long-lived tree that does well in city conditions, and prefers well-drained soil. Native.



Emerald Fountain® *Tsuga canadensis 'Monler'*

6-10' x 2-3' Sun/shade Zone 4 #10 Pot

Compact, slow-growing cultivar that forms a bushy column of dark green foliage that is attractive throughout the year. Should be protected from winter sun to prevent sun scald.



Golden Duchess® *T. canadensis 'MonKinn' PP 25,503*

3-4' x 3-5' Sun/part shade Zone 4 #5 Pot

Dwarf, low mounding form with bright golden yellow foliage on graceful, arching branches. Foliage has improved sun tolerance over other gold varieties. Prefers slightly acidic, moist, well-drained soil.



HEMLOCK

Moon Frost

Tsuga canadensis 'Moon Frost'

3' x 3'

Sun/part shade

Zone 4

#3 Pot

Dwarf, mounded to globose with bright white new growth and older green inner foliage retains light tones giving the plant an overall whitish appearance. In winter, the white foliage is blushed with pink.



JUNIPER

Andorra Compact

Juniperus horizontalis 'Compacta'

18" x 3-5'

Sun/part shade

Zone 3

#2 Pot

#3 Pot

Handsome, tightly branching form creates a ground cover versatile for use in rock gardens and in the foreground of borders. Bright green foliage turns a plum color in winter.



Blue Arrow Upright

Juniperus virginiana 'Blue Arrow'

12-15' x 2'

Sun/light shade

Zone 4

#5 Pot

#7 Pot

#10 Pot

#15 Pot

Bright blue foliage on tight, narrow, upright form makes a beautiful background. Ideal for spatially challenged screening. Silvery blue berries are produced from late spring into early winter.



Blue Chip

Juniperus horizontalis 'Blue Chip'

8-10" x 4-6'

Sun/light shade

Zone 3

#3 Pot

Silver-blue foliage on a widely spreading, compact habit. Foliage retains its color all year long but with purplish tips in the winter. Drought tolerant.



Blue Forest

Juniperus sabina 'Blue Forest'

12-15" x 3'

Sun/light shade

Zone 3

#2 Pot

Ascending branches form a miniature "blue forest." Blue color is maintained year round. Its flat and spreading habit makes it a great choice for rock gardens and as a groundcover in small sites.



JUNIPER

Blue Point Upright *Juniperus chinensis 'Blue Point'*

10-14' x 6-8' Sun/part shade Zone 4 #7 Pot
#15 Pot

Upright, broadly pyramidal form with dense, blue-green foliage requires little to no pruning. Fast growing; can withstand drought and windy conditions better than other uprights. Holds its color throughout the winter.



Blue Star *Juniperus squamata 'Blue Star'*

2' x 4' Sun/light shade Zone 4 #3 Pot

Attractive sparkling steel blue foliage on dense spreading and mounding branches. Often used as a rock garden or low border plant.



Blueberry Delight® *Jun. communis depressa 'AniDak'*

12" x 4' Full Sun Zone 3 #2 Pot


A densely spreading juniper that has dark green needles with silvery-blue hues. Foliage turns bronze in fall and winter with small blue cones that resemble blueberries. Drought tolerant and deer resistant.



Buffalo *Juniperus sabina 'Buffalo'*

12-18" x 4-6' Full Sun Zone 3 #3 Pot


Soft, feathery branches with an interesting low spreading form. Bright green foliage, retains good color in winter. Excellent as a groundcover. It is very hardy and salt tolerant.



Calgary Carpet® *Juniperus sabina 'Monna'*

9-12" x 6-8' Full Sun Zone 3 #3 Pot

Low and wide spreading with soft green foliage makes this a great choice for groundcover or erosion control. Very durable evergreen that withstands cold, heat, and drought.



Daub's Frosted *Juniperus chinensis 'Daub's Frosted'*

3-4' x 3-4' Full Sun Zone 4 #3 Pot

An unusually low growing pfitzer that retains the graceful habit of its more upright relatives. Visually exciting two tone effect created as tops of blue green foliage is frosted with gold.



JUNIPER

Grey Owl

Juniperus virginiana 'Grey Owl'

2' x 4'

Full Sun

Zone 2

#3 Pot

Feathery textured foliage is a smoky blue-gray and holds its color well in winter. Produces an abundance of silvery berries, often used for winter decorations. A spreader good for hot, poor, or dry soil.



Hetz Columnar Upright *J. chinensis 'Hetzii Columnaris'*

15-18' x 4-6'

Full Sun

Zone 4

#15 Pot

Upright juniper with a dense growth habit and columnar to pyramidal shape. Bright green foliage can be left unsheared or easily shaped with pruning. Works well as a screen, background planting, or topiary.



Hughes

Juniperus horizontalis 'Hughes'

12-18" x 6-8'

Full Sun

Zone 3

#2 Pot

#3 Pot

Wide spreading, graceful branches retain its silver-blue foliage color through winter. It is adaptable to snow and frost, as well as, excessive heat. Works well for erosion control on steep slopes.



Medora Upright

Juniperus scopulorum 'Medora'

10-12' x 3-5'

Full Sun

Zone 3

#5 Pot

#7 Pot

#10 Pot

#15 Pot

A slender-shaped variety with a blue-green color. Needs little shearing to produce a narrow-columnar specimen. Slow growing and very durable. Tolerates heat, cold, and drought.



Moonglow Upright *Juniperus scopulorum 'Moonglow'*

18-20' x 6-8'

Full Sun

Zone 3

#15 Pot

Flashy, soft-textured, silvery-blue foliage on a dense, compact-branching, pyramidal form. It produces attractive silver-blue berries from late spring to late winter. Very adaptable to wet or dry soil. Deer-resistant.



Pencil Point Upright *Juniperus communis 'Pencil Point'*

6-8' x 1-2'

Full Sun

Zone 3

#7 Pot

#10 Pot

#15 Pot

Very narrow, upright columnar form featuring very tight, blue-green foliage. Cold hardy, tolerant of poor soil, urban pollution, and remains tight and neat without pruning.



JUNIPER

Pompon

Juniperus chinensis 'Monlep'

4-6' x 4-6'

Full Sun

Zone 3

#5 Pot

Mint Julep® pruned into a topiary with globes on branch ends. Attractive mint-green foliage on graceful, fountain-like arching branches. The foliage darkens in cold weather. Prune regularly to maintain topiary shape.



Scandia

Juniperus sabina 'Scandia'

12-18" x 6-8'

Full Sun

Zone 3

#3 Pot

Gracefully spreading, densely branched groundcover useful for border or rock garden accent. Holds its bright green color well through winter. Drought tolerant and very durable.



Sea of Gold

Juniperus x pfitzeriana 'Sea of Gold'

3' x 4'

Full Sun

Zone 3

#5 Pot

Outstanding lacy, golden-yellow foliage makes this compact evergreen an excellent choice as a colorful accent. Color is retained and deepens in winter better than other gold-tipped varieties.



Sea Green

Juniperus chinensis 'Monlep'

4-6' x 4-6'

Full Sun

Zone 4

#2 Pot

#5 Pot

Attractive mint-green foliage on graceful, fountain-like arching branches. The foliage darkens in cold weather. Ideal bank cover for erosion control and often used in topiary forms due to its adaptability.



Skyrocket Upright

Juniperus virginiana 'Skyrocket'

12-15' x 2-3'

Full Sun

Zone 4

#5 Pot

#7 Pot

#10 Pot

#15 Pot

Very narrow, columnar form with silvery blue foliage. Durable and versatile with a moderate growth rate. Adapts to a wide variety of site conditions. Plant in groups as a screen or alone as an accent.



Spartan Upright

Juniperus chinensis 'Spartan'

15' x 3-5'

Full Sun

Zone 4

#10 Pot

#15 Pot

Dark green foliage that maintains a symmetrical, pyramidal shape without pruning. Makes a great hedge, wind-break, or formal column. Fast growing, heat and drought tolerant.



JUNIPER

Spiral

Juniperus chinensis 'Monlep'

4-6' x 2-4'

Full Sun

Zone 3

#5 Pot

Mint Julep® pruned into a spiral topiary. Attractive mint-green foliage that darkens in cold weather. Requires regular pruning to maintain spiral shape.



Taylor Upright

Juniperus virginiana 'Taylor'

25' x 3'

Full Sun

Zone 3

#7 Pot

#10 Pot

#15 Pot

Narrow and columnar with semi-soft blue-green needles which give it an elegant and refined look. It maintains a more dense, upright form than others. Adaptable to many soil types.



Wichita Blue Upright *Juniperus scopulorum 'Wichita Blue'*

12-15' x 4-6'

Full Sun

Zone 3

#5 Pot

#7 Pot

#10 Pot

#15 Pot

Broadly pyramidal form makes this perfect for screens, hedges, background plant, or lawn specimen. Retains brilliant silvery-blue color all year and does not produce berries. Rugged and reliable.



Wilton Blue Rug

Juniperus horizontalis 'Wiltoni'

4-6" x 3-5'

Sun/light shade

Zone 3

#3 Pot

A trailing juniper having a uniform, full centered growth habit with intense silvery-blue foliage. Tips turn purple in winter. Excellent use as a groundcover or for cascading over walls. Heat and cold tolerant.



We welcome our customers to select and reserve stock which we will hold for up to 2 weeks. With inventory being limited on some items, we cannot hold product for longer than that.

LARCH

American

Larix laricina

40-50' x 15-30'

Full sun

Zone 3

#10 Pot

Deciduous conifer with light blue-green needles that turn a brilliant golden color in the fall and then drop. In the spring they green up at the same rate as leafy deciduous trees. Upright, pyramidal shape. Native.



MICROBIOTA

Russian Cypress

Microbiota decussata


12-18" x 3-4'

Sun/shade

Zone 2

#2 Pot

Dwarf, densely branched and low spreading. Bright green summer color turns bronze-purple in winter. Resembles a spreading juniper, but with softer, feathery foliage.



PINE

Austrian

Pinus nigra

50-60' x 30-40'

Full Sun

Zone 4

#10 Pot

#20 Pot

6' BB

Darkest green pine with an upright, broadly pyramidal form. Heavy, long needles with a strong pine fragrance. Vigorous, dense grower. Tolerates heat, cold, and adverse conditions. Very hardy; good for windbreaks.



Blue Shag White

Pinus strobus 'Blue Shag'

4-6' x 5-7'

Sun/light shade

Zone 3

#5 Pot

Dwarf eastern white pine with outstanding, compact, reliably rounded form with short, blue green needles that are soft to the touch. Adaptable to a wide range of soil conditions.



Carsten's Wintergold Mugo

Pinus mugo 'Carsten's Wintergold'

#5 Pot

9-15" x 18-24"

Full Sun

Zone 2

Low mound of striking golden-yellow needles in the winter which are green the rest of the year. Slow growing and very cold hardy. Best in well-drained soil.



PINE

Columnar Mugo *Pinus mugo 'Columnaris'*
6-8' x 2-4' Full Sun Zone 2 #15 Pot

Slow growing, very narrow upright mugo with a compact columnar habit that is open enough to reveal reddish orange bark. Dark green needles and small ornamental cones. Very cold and drought tolerant.



Dwarf Mugo *Pinus mugo pumillo*
6-8' x 8-10' Full Sun Zone 2 #3 Pot

Attractive mounded shape that can be maintained by pruning. Especially nice in early summer when new 'candles' of growth appear. Dark green needles; very hardy and rugged.



Fastigiata White *Pinus strobus 'Fastigiata'*
30-40' x 10-15' Full sun Zone 3 #15 Pot

Fast growing, narrow columnar with ascending branches. Dense blue-green foliage is soft to touch and works well as a windbreak or screen. Does best in moist, well-drained soil.



Frank's Columnar Austrian *Pinus nigra 'Frank'*
12' x 4-6' Sun Zone 2 #10 Pot
#20 Pot

Slow-growing, narrowly columnar selection of Austrian pine. Dark green needles are smaller and very prickly. Branching is very upright and held tight against the plant. White buds add fall and winter interest.



Hindu Pan Scotch *Pinus sylvestris*
40-50' x 20-30' Full Sun Zone 3 #15 Pot

Scotch Pine pruned into a Hindu Pan topiary. Blue-green twisted needles and irregular branching on a broad, upright crown. A medium sized, fast growing pine with distinctive flaking orange/red-brown bark.



Mini Twist White *Pinus strobus 'Mini Twist'*
2-4' x 3-4' Full Sun Zone 3 #3 Pot

Compact form of white pine with soft-textured blue green needles that twist. It forms a globe when young and grows wider with age. This very unique conifer is slow growing and prefers well-drained soil.



PINE

Norway (Red)

Pinus resinosa

50-80' x 30-40'

Sun/light shade

Zone 2

6' BB

8' BB

Referred to as Red Pine due to the red colored bark. Broad, upright form with an oval to rounded crown. Sharply pointed needles are yellow-green to dark-green, bundles of two, and brittle. Native; state tree of MN.



Scotch

Pinus sylvestris

40-60' x 30-40'

Full Sun

Zone 2

6' BB

Blue-green twisted needles and irregular branching on a broad, upright crown. A medium sized, fast growing pine with distinctive flaking orange/red-brown bark. Best grown in moist, acidic, well-drained soil.



Scotch Dwarf Pom Pom *Pinus sylvestris* 'Glaucia Nana'

6' x 6'

Full Sun

Zone 3

#5 Pot

Rich blue-green needles -pruned into pompoms, on dense, horizontal branches. Has attractive reddish bark. A slow-grower that requires regular pruning to maintain topiary form.



Slowmound Mugo *Pinus mugo* 'Slowmound'

3' x 3'

Sun/light shade

Zone 2

#3 Pot

Dwarf selection that forms a dark green, dense mound and won't outgrow its planting space. Attractive, white buds are present in the spring. Very cold hardy and drought tolerant once established.



Stowe Pillar White *Pinus strobus* 'Stowe Pillar'

15-20' x 4-5'

Full Sun

Zone 3

#15 Pot

#20 Pot

Narrow columnar with dense foliage of long, bluish-green needles. Tight branching makes it more resistant to wet snow loads. Deer and rabbit resistant and verticillium wilt resistant. Prefers moist, well-drained soil.



Swiss Stone Algonquin Pillar

Pinus cembra 'Algonquin Pillar'

15-16' x 6-7'

Full Sun

Zone 3

#10 Pot

#15 Pot

Uniform growth habit that is pyramidal and upright. Two-toned, silver-green needles are retained better than other pines. Low maintenance.



PINE

Swiss Stone Blue *Pinus cembra 'Glauca'*

12-18' x 10-15' Full Sun Zone 3 #10 Pot

Upright, columnar habit that is densely branched to the ground. Attractive silvery-blue needles have green undersides. Foliage is highly ornamental and remains blue throughout the winter. Relatively low maintenance.



Swiss Stone Chalet *Pinus cembra 'Chalet'*

10-15' x 3-6' Full Sun Zone 4 #15 Pot

Dense, narrowly conical growth habit with clusters of soft, blue-green needles with white undersides that remain attractive all year long. Colorful cones add to its character. Slow growing.



Swiss Stone Prairie Statesman® *Pinus cembra 'Herman'*

25-30' x 10-15' Full Sun Zone 2 #10 Pot
#15 Pot

Strong central leader with lateral branches that curve upward and slightly inward resulting in a narrow, dense growth habit. Foliage is a rich emerald green with silvery-blue overtones.



Swiss Stone Silver Whispers™ *Pinus cembra 'Klein'*

12' x 6' Full Sun Zone 3 #10 Pot

Compact, dense pyramidal form with white-striped dark green needles that have a silvery effect and are accented with 3-inch long decorative violet-blue cones.



Swiss Stone Westerstede *Pinus cembra 'Westerstede'*

12' x 8' Full Sun Zone 3 #15 Pot

Broad, graceful branching habit. Long, luxurious, blue-green needles give it a full, fluffy appearance. Little pruning needed to stay in scale. Striking cones provide year-round beauty. Disease and pest resistant.



Tannenbaum Mugo *Pinus mugo 'Tannenbaum'*

10-12' x 4-6' Full Sun Zone 2 #15 Pot
#20 Pot
5' BB

Cone-shaped in youth, becoming more pyramidal with age. It maintains its lower branches and retains its attractive dark green color all year long. Very cold hardy.



PINE

Weeping Angel Falls White *Pinus strobus* 'Angel Falls'

6-10' x 2-3' Full Sun Zone 3 #10 Pot
#15 Pot

Slower growing with denser branching than the standard weeping White. This upright weeper has long, soft, blue-green needles making it a unique focal point. Height depends on training. Moist, well-drained soil.



White *Pinus strobus*

50-75' x 25-40' Full Sun Zone 3 #10 Pot
#20 Pot
#25 Pot
6' BB
8' BB

Open to loosely pyramidal as a young tree and becoming gnarled and more irregular with age. Soft, blue-green needles appear in bundles of five. Fast growing when planted in fertile soils. Native.



White Bud Mugo *Pinus mugo* 'White Bud'

3-4' x 3-4' Full sun Zone 2 #3 Pot

This Mugo cultivar is noteworthy for its bud's white resinous coating in winter that creates a dramatic frosty effect against its dark green foliage. It maintains its small stature without candle pruning. Prefers moist, well-drained soil.



SPRUCE

Baby Blue Eyes *Picea pungens* 'Baby Blue Eyes'

18-20' x 8-10' Full Sun Zone 3 #10 Pot
#15 Pot

Broad, pyramidal form that does not require pruning. Striking silvery-blue foliage is resistant to needle cast. Very slow growing, only 2-3" per year. Prefers rich, well-drained soil.



Bird's Nest *Picea abies* 'Nidiformis'

3' x 2-3' Sun/light shade Zone 3 #2 Pot
#5 Pot

Tight, many layered branches create nest-like compact form with light green needles. Versatile, cold hardy, and requires little maintenance. Japanese Beetle resistant.



SPRUCE

Black Hills

Picea glauca densata

25-35' x 20-30'

Full Sun

Zone 3

#10 Pot

#15 Pot

#20 Pot

5' BB

6' BB

7'

8' BB

10' BB

Upright pyramidal to dense symmetrical cone shape with bright-green needles that mature to an interesting blue-green. Shears easily and is useful as a specimen, hedge, or windbreak.



Blue Totem

Picea pungens 'Blue Totem'

12-15' x 2-3'

Full Sun

Zone 3

#15 Pot

5' BB

Branches fork upwards at a sharp angle, creating a very tight, narrowly upright growth habit. Vivid powdery blue needles remain bluish-green throughout the winter. Low maintenance and deer resistant.



Bonny Blue

Picea pungens 'Bonny Blue'

25-30' x 15-20'

Full Sun

Zone 2

#20 Pot

Beautiful short blue needles stand out on this perfectly shaped, slow growing spruce tree. It has a strong central leader and a pyramidal form. Foliage remains silvery-blue throughout the winter.



Candlelight

Picea glauca 'Candlelight'

5-6' x 3-4'

Full Sun

Zone 3

#15 Pot

Dwarf, cone-shaped form with a golden flush of new growth in the summer that resembles a candle flame. Drought tolerant once established. Heat and wind tolerant, verticillium wilt resistant. Deer and rabbit resistant.



Colorado

Picea pungens

40-60' x 15-30'

Full Sun

Zone 3

#15 Pot

6' BB

7' BB

8' BB

Symmetrical, pyramidal form with rigid tiered branches densely covered with stiff gray-green to blue-green needles. Excellent as a specimen, hedge, or windbreak. Likes fully exposed, well drained locations.



Get on our email mailing list or follow us on Facebook to stay updated on additional deals and happenings.

SPRUCE

Cupressina Norway *Picea abies 'Cupressina'*

20-30' x 8-10' Sun/part shade Zone 4 #15 Pot

A narrow, pyramidal selection of Norway Spruce with a dense growth habit. Needles are dark green year round. Branches are strong enough to handle heavy snow without breaking. Shows good deer resistance.

#20 Pot

6' B&B



Dwarf Alberta *Picea glauca 'Conica'*

5-6' x 3-4' Sun/part shade Zone 4 #5 Pot

A perfect cone shaped dwarf conifer with dense gray-green needles. Excellent as a container plant or miniature Christmas tree. Needs some winter protection in zone 4 in exposed areas.



Dwarf Blue Globe *Picea pungens 'Globosa'*

3-5' x 5-6' Full Sun Zone 2 #3 Pot

Dwarf, flat-topped, densely branched globe with bright blue needles all year but are brighter in summer. A unique accent for that special spot.

#5 Pot

#7 Pot

#10 Pot



Dwarf Blue Globe on Standard

Grafted/tree form Full Sun Zone 2 #5 Pot

Dwarf Blue Globe grafted onto a standard (tree form.) #10 Pot



Dwarf Norway Globe *Picea abies 'Pumila'*

3-4' x 3-4' Sun/part shade Zone 3 #3 Pot

Attractive, broad globe with interesting light to dark green needles covering dense branches. Spreading habit useful as an informal hedge or landscape accent. Does well in colder climates.

#5 Pot

#7 Pot



Fastigiata Colorado Blue *Picea pungens 'Fastigiata'*

12-15' x 4-6' Full Sun Zone 3 #7 Pot

Powdery blue foliage on an upright, narrow, columnar habit when young but becomes more broadly pyramidal over time. Branches can be kept tight with shearing.

#10 Pot

#15 Pot

#25 Pot



SPRUCE

Fat Albert

Picea pungens 'Fat Albert'

30-40' x 18-20'

Full Sun

Zone 3

#15 Pot

#20 Pot

6' BB

Growth habit is similar to a Colorado Blue Spruce with more consistent blue coloring. When young, it can appear very wide and rounded. Prefers rich, moist soil.



Meyeri

Picea meyeri

40-50' x 15-20'

Sun/part shade

Zone 4

6' BB

More disease resistant and versatile spruce tree with dense, green to blue needles and a symmetrical, upright pyramidal form. It has a medium growth habit and is tolerant of urban locations and dry conditions.



North Star

Picea glauca 'North Star'

8' x 5'

Full Sun

Zone 3

#6 Pot

#10 Pot

Compact tree with a dense habit and the classic pyramidal form with longer, medium-green needles. Has good resistance to winter wind and sun burn. Faster growth rate than other dwarf varieties.



Norway

Picea abies

60-80' x 25-30'

Full Sun

Zone 2

#15 Pot


#20 Pot

6' BB

7' BB

8' BB

A large, pyramidal spruce with slightly upturned primary branches and slightly weeping secondary branches. Needles are deep green and four sided. Established trees are drought tolerant and deer resistant.



Sester's Dwarf

Picea pungens 'Sester's Dwarf'

5' x 4'

Full Sun

Zone 2

#7 Pot

#10 Pot

Stunning blue needles, slow growth rate, and classic conical form make this dwarf spruce an ideal plant for the modern landscape. Excellent as a specimen for small landscapes. Very cold hardy.



Sherwood Compact

Picea abies 'Sherwood Compact'

8-15' x 5-8'

Sun/part shade

Zone 4

#15 Pot

Upright, pyramidal, dwarf Norway selection with green needles and light brown shoots. Ascending branch habit and a narrow, conical shape. New spring foliage emerges light green. Low maintenance.



SPRUCE

Skinny Blue Genes™

Picea glauca var. densata 'Westervelt' PP 29,825

#15 Pot

25' x 8'

Full Sun

Zone 2

Narrow, conical growth habit with rich blue needles. Tolerant of very cold conditions, as well as, drought and deer.



Weeping Norway *Picea abies 'Pendula'*

5-12' x 4-6'

Full Sun

Zone 3

#10 Pot

#15 Pot

#20 Pot

#25 Pot

Height is dependent on training. Slow growing with pendulous branches. Excellent as a specimen or in rock gardens. The shape varies from tree to tree. Dark green needles year round. Drought tolerant.



Weeping White *Picea glauca 'Pendula'*

20-30' x 4'

Full Sun

Zone 2

#10 Pot

#15 Pot

#20 Pot

Narrow, upright, weeping habit that does not require staking to maintain its form. Dark blue-green to gray-green needles on the stiff, strongly weeping side branches give it a formal appearance. Very cold hardy.



Whiskey Blue Hills *P. glauca densata 'Whiskey Blue Hills'*

15-20' x 6-8'

Sun/part shade

Zone 2

#20 Pot

Semi-compact, pyramidal form with very blue needles. Disease resistant and extremely cold hardy. This slow to medium growing variety reaches approximately 10' tall and 6' wide in ten years time.



Unlike many of our competitors, we only sell wholesale and do not compete with our customers by installing landscapes or selling directly to the public.

YEW

Dwarf Bright Gold *Taxus cuspidata 'Dwarf Bright Gold'*

5-6' x 8' Part sun Zone 4 #3 Pot

This cultivar has an irregular, upright and broad spreading growth habit. Needles are soft with gold with green striations, giving it a yellow-gold appearance overall.



Emerald Spreader *Taxus cuspidata 'Monloo' PP 10,335*

2' x 8-10' Sun/part shade Zone 4 #2 Pot

The ideal low maintenance choice for large scale ground cover and embankment plantings or low hedges. Retains dark green foliage color in the coldest of winters. Red berries in winter.



Everlow *Taxus x media 'Everlow'*

2-3' x 4-5' Sun/shade Zone 4 #5 Pot

Low growing with striking green needles that are resistant to winter burn. It has a slow growth rate and maintains its short stature with little pruning. Showy red fruit. More sun tolerant than other cultivars.



Nana Aurescens *Taxus cuspidata 'Nana Aurescens'*

2' x 5-6' Sun/shade Zone 4 #3 Pot

Low spreading with brilliant gold new growth which contrasts beautifully with the dark green older foliage. Slow growth rate and easy to maintain. Male cultivar that does not produce fruit. Very adaptable.



Nova *Taxus cuspidata 'Nova'*

6' x 3' Part sun/shade Zone 4 #6 Pot

A slow growing, upright yew with dark green foliage and red berries in fall. Does well with shearing or can be left naturally shaggy. Long lived and tolerant of urban conditions.



Stonehenge® *Taxus x media 'SMNTHDC' PP31,795*

8-10' x 2-4' Sun/shade Zone 4 #5 Pot

A narrow, columnar habit that doesn't need pruning to maintain shape. Fast growing with deep green foliage. Prefers part shade but can tolerate full sun or shade. Resistant to winter burn.



YEW

Taunton

Taxus x media 'Tauntoni'

3-4' x 4-5'

Part sun/shade

Zone 4

#2 Pot

#5 Pot

#7 Pot

Spreading form with dark green needles great for hedges, screens and foundation plantings. Noted for its resistance to winter burn and tolerance of summer heat. Red berries.



Upright Capitata

Taxus cuspidata 'Capitata'

12-15' x 5-6'

Part sun/shade

Zone 4

#5 Pot

#10 Pot

Dense, upright form with rich, dark green foliage. Tolerates shearing and can be used as a trimmed 8-10 foot hedge. Requires good drainage. Slow growing.



Evergreen Trees for Tight Spaces (under 10' wide)

Pine

Frank's Columnar Austrian
Stowe Pillar White
Swiss Stone Algonquin Pillar
Swiss Stone Chalet
Swiss Stone Silver Whispers™
Swiss Stone Westerstede
Tannenbaum Mugo
Weeping Angel Fall's White

Spruce

Baby Blue Eyes
Blue Totem
Cupressina Norway
Fastigiata Colorado Blue
North Star
Sester's Dwarf
Sherwood Compact
Skinny Blue Genes™
Weeping Norway
Weeping White
Whiskey Blue Hills



FRUITS

Section

FRUITS

GROVE NURSERY PLANT CATALOG

Fruit Tips:

- Apples:** You need at least two different varieties that flower at similar times to cross-pollinate.
- Blueberries:** Most are self-fruitful but will bear higher yields with a pollinator. Prefers acidic soil.
- Cherries:** Many varieties are self-fruitful.
- Crabapples:** Self-fruitful.
- Peaches:** Most are self-fruitful.
- Pears:** Most varieties require a pollinator. Choose varieties that flower at similar times.
- Plums:** Most varieties require a pollinator, but some are self-fruitful. Use 'Toka' for a pollinator.
- Raspberries:** Self-fruitful.

APPLE

Firestorm™ Honeycrisp *Malus 'Firestorm Honeycrisp'*

12-15' x 10-12' Full Sun Zone 4 #5 Pot

A highly colored red strain of Honeycrisp. It retains the same characteristics as the original. It ripens in late September with small, very sweet, crisp, juicy fruit. Developed by the University of Minnesota.



Haralred *Malus 'Haralred'*

15' x 12-15' Full Sun Zone 3 #5 Pot

Medium-sized deep red fruit are hard, firm and tart, bearing fruit in early October. Fire blight resistant and cold hardy. Stores well and is good for cooking, baking, and fresh eating.



APPLE

Haralson

Malus 'Honeycrisp'

15-20' x 10-12'

Full Sun

Zone 3

#5 Pot

This variety produces large, tart apples that are very firm. The medium sized fruit ripens in early October and is red in color. The trees are very cold hardy and the apples store well.



Honeycrisp

Malus 'Honeycrisp'

12-15' x 10-12'

Full Sun

Zone 4

#5 Pot

#7 Pot

#10 Pot

Exceptionally crisp and juicy, flavor is sweet but well-balanced. Blooms mid-season and ripens in late September. Excellent storage life, up to 7 months.



Honeygold

Malus 'Honeygold'

12-15' x 10-12'

Full Sun

Zone 3

#10 Pot

Fruits are golden-yellowish-green with a bronze blush. Flowers in late season and ripens in early October. Fruit is sweet and stores well. Cold hardy to -50 degrees.



KinderKrisp

Malus 'KinderKrisp' PP 25,453

12-15' x 10-12'

Full Sun

Zone 4

#5 Pot

Small, red fruit is sweet, crisp, and juicy. Early season bloomer that ripens in late August. Very disease resistant. Dessert apple developed by David MacGregor of Fairhaven Farms located in South Haven, Minnesota.



McIntosh

Malus 'McIntosh'

12-15' x 10-12'

Full Sun

Zone 4

#5 Pot

Red and green skin, tart flavor, and tender white flesh. Blooms mid-season and ripens in late September. A heavy and reliable cropper that achieves its best flavor in colder apple-growing regions.



Snow Sweet®

Malus 'Windung'

12-15' x 14'

Full Sun

Zone 4

#5 Pot

Sweet and tart flavor is outstanding. Really crisp and juicy. Fruits are large and reddish-bronze. Flesh is very white and slow to oxidize when exposed to air. Blooms mid-season and ripens mid to late September.



APPLE

State Fair

Malus 'State Fair'

12-15' x 12-15'

Full Sun

Zone 4

#5 Pot

An excellent all purpose, medium-sized apple with red striped skin. Sweet and tart, good for eating and baking. Has a short storage life. An early season bloomer that ripens in mid to late August.



Sweet Sixteen

Malus 'Sweet Sixteen'

10-15' x 10-12'

Full Sun

Zone 4

#5 Pot

One of the best for fresh-off-the-tree eating, Super sweet with a richly complex flavor—similar to vanilla with just a hint of molasses and fine bourbon. Blooms mid season and ripens mid September.



Zestar!®

Malus 'Zestar!'

10-15' x 10-12'

Full Sun

Zone 4

#5 Pot

Very crisp and juicy with an above average sweet/tart flavor. Mostly red on a yellow background. It will store well for several weeks after being picked. Early season bloomer that ripens mid to late August.



Apple trees require two varieties that bloom at the same time in order to cross-pollinate. For ideal pollination, trees should be within 100 feet of each other.

BLUEBERRY

Chippewa

Vaccinium corymbosum 'Chippewa'

3-4' x 2'

Sun/light shade

Zone 3

#3 Pot

A self-fruitful selection developed by the University of Minnesota. It produces high yields of fruit in August that are firm and sweet. It has an upright growth habit with glossy green foliage that turns orange-red in fall.



Duke

Vaccinium 'Duke'

4-6' x 4-5'

Sun/light shade

Zone 4

#3 Pot

An early-season variety that is high-yielding and hardy. The attractive fruit is medium to large, light blue, and slightly tart. Glossy dark green foliage turns orange-red in fall. Plant in evenly moist, acidic soil.



Northblue

Vaccinium x 'Northblue'

2' x 4-6'

Sun/part shade

Zone 4

#3 Pot

Low growing with showy white flowers that are tinged with pink. Large, dark blue fruit is a prolific, mid-season producer. Self-fruitful. Green summer foliage gives way to a striking display of yellow, orange, and red in fall.



Patriot

Vaccinium 'Patriot'

4-6' x 4-5'

Sun/light shade

Zone 4

#3 Pot

Profusion of pink-tinged white flowers produce an early crop of very large, firm, sweet blueberries. Dark green foliage has lovely yellow, bronze and red fall color. Excellent as a hedge or specimen.



Polaris

Vaccinium 'Polaris'

3-4' x 3-4'

Sun/light shade

Zone 3

#3 Pot

Noted for its tight form, dense foliage, and larger yields of medium sized, sweet fruit in July and early August. White bell-shaped flowers cover the plant in early May and orange red foliage in the fall.



Blueberries should be planted in acidic soil with a pH of less than 6. They thrive in sun to light shade with moist, well-drained soil.

CHERRY

Evans Bali

Prunus cerasus 'Evans Bali'

12' x 6-8'

Full Sun

Zone 3

#5 Pot

Showy white flowers in spring are followed by loads of bright red cherries in mid-summer. Sweeter than other sour cherries; self-pollinating. The dark green leaves turn an outstanding orange in the fall.



North Star

Prunus 'North Star'

10-12' x 6-8'

Full Sun

Zone 4

#5 Pot

This tart cherry that is a heavy bearer of bright red, small-stone fruits in August. A genetic dwarf variety that is self-fruitful. Short stature makes for easier cherry picking.



Sweet Cherry Pie™ *Prunus 'Eubank'*

15' x 8-12'

Full Sun

Zone 4

#5 Pot

The sweetest of the sour cherry varieties. It is an early season bloomer that ripens in mid-July. Self-fruitful and compact size make it great for a home garden or small orchard.

FIRST
EDITIONS
NURSERY & TREES



Cherry trees grow best in sunny spots with fertile, well-drained soil. They can be lightly pruned in summer, or heavily pruned in winter.

CRABAPPLE

Chestnut

Malus 'Chestnut'

12-16' x 10-15'

Full Sun

Zone 3

#5 Pot

Early to mid season blooms produce large, edible red-dish-bronze 2" fruit with a sweet, juicy, nut-like flavor in late August. Cold hardy and disease resistant. Useful pollinator for other early to mid season bloomers.



PEACH

Contender

Prunus x 'Contender'

12-15' x 10-12'

Full Sun

Zone 4

#5 Pot

#7 Pot

Cold hardy and tolerant to late-spring frosts. Marvelously melting, sweet, yellow flesh. Early May blooms produce extra-juicy freestone fruit that ripens in mid to late August. Self-pollinating.



Reliance

Prunus persica 'Reliance'

12-14' x 12-14'

Full Sun

Zone 4

#10 Pot

Soft pink blooms in mid to late spring are followed by a heavy crop of medium-sized, mild and sweet fruit that is firm and freestone with red-blushed yellow skin. Reliably cold hardy, vigorous and fast growing.



Peach trees are self-fruitful and prefer to be planted in fertile, well-drained soil with adequate sunlight. Pruning should be done in early spring.

PEAR

Early Gold

Pyrus x 'Jefgold' COPF

25' x 20'

Full Sun

Zone 3

#5 Pot

Abundant showy white flowers in spring produce fruit with a consistent oval shape, small, high quality, greenish fruit in early August. Very resistant to fire blight. Performs best with a pollinator.



Golden Spice

Pyrus ussuriensis 'Golden Spice'

18' x 12'

Full Sun

Zone 3

#5 Pot

White flowers in spring produce small, firm, yellow w/ light blush fruit that ripens in late August. The pears have a sweet taste and a crisp texture. Self-pollinating, higher yield with a pollinator. Fire blight resistant.



Parker

Pyrus 'Parker'

15' x 10-12'

Full Sun

Zone 4

#5 Pot

Open-pollinated seedling of a Manchurian pear has white flowers in spring. Large, yellow-bronze fruit in August is fine grained, tender and juicy. Upright and vigorous grower.



Summercrisp

Pyrus 'Summercrisp'

15' x 10-12'

Full Sun

Zone 4

#5 Pot

May flowers produce fruit in August when crisp and still green with a red blush. Fruit is sweet and crisp, and may be stored up to 2 months. An annual bearer that is free of fire blight. Use Parker as pollinator.



Pear trees require two varieties that bloom at the same time in order to cross-pollinate. For ideal pollination, trees should be within 100 feet of each other. Plant in fertile, well-drained soil in full sun.

PLUM

BlackIce

Prunus 'Lydecker'

8-12' x 8-10'

Full Sun

Zone 4

#5 Pot

Late spring flowers produce large, purple-black fruit in early August. Semi-clingstone; size and yield is comparable to popular conventional cultivars. Naturally compact growth habit makes it easy to manage.



Mount Royal

Prunus 'Mount Royal'

8-12' x 6-8'

Full Sun

Zone 4

#5 Pot

A Blue European Plum that is good eaten right off the tree. Tender and juicy, self-fruitful freestone. Blooms in May and ripens in late August. Considered the best blue cultivar in Wisconsin and Minnesota.



Toka

Prunus 'Toka'

15-20' x 10-12'

Full Sun

Zone 3

#5 Pot

One of the best pollinators. A medium sized, richly flavored clingstone variety with beautiful apricot-red color. Flowers late April to early May and plums ripen in Mid-August.



RASPBERRY

Caroline

Rubus 'Caroline'

3-4' x 3-4'

Full Sun

Zone 4

#3 Pot

Superior flavor and bigger yields. Two bumper crops of sweet, firm red raspberries; first in late June and then from August till frost. Very vigorous variety, with more tolerance for root rot. Everbearing and self-fruitful.



Heritage

Rubus 'Heritage'

3-4' x 3-4'

Full Sun

Zone 4

#3 Pot

This everbearing dark red raspberry has two harvest seasons, with a moderate yield in July and heavy yield in September until frost. Self-fertile and fast spreading. Typically bears fruit in its first year.



SHRUBS

Section

SHRUBS

GROVE NURSERY PLANT CATALOG

AZALEA

Electric Lights™ Double Pink

Rhododendron 'UMNAZ 493' PP 26,600

#2 Pot

6-7' x 4-5' Sun/part shade Zone 4

Upright mounded form. Pink double flowers emerge in spring followed by light green foliage that turns burgundy in fall. Needs well-drained, acidic soil.



Electric Lights™ Red Rhod. 'UMNAZ 493' PP 33,787

4-5' x 3-4' Sun/part shade Zone 4 #2 Pot

Upright rounded, compact growth habit. Fragrant fiery red flowers emerge just before the new green foliage in the spring. Prune in the spring after flowering as needed. Plant in well-drained, acidic soil.



Lemon Lights *Rhododendron × 'Lemon Lights'*

4-5' x 3-4' Part sun Zone 4 #2 Pot

Rounded growth habit. Lemon yellow flowers with darker gold throats adorn the branches in May & June. Green foliage turns maroon-bronze in fall and has good powdery mildew resistance. Well-drained, acidic soil.



Lilac Lights™ *Rhododendron × 'Lilac Lights'*

3-4' x 4-5' Part sun Zone 4 #2 Pot


Uniform, rounded, semi-dwarf growth habit displays lavender flowers with a darker orchid center from May to June. Green leaves turn a beautiful light yellow in autumn. Needs well-drained, acidic soil.



Mandarin Lights *Rhododendron × 'Mandarin Lights'*

3-4' x 4-5' Part sun Zone 4 #2 Pot

Spring flowers are ruffled, bright red-orange and slightly fragrant and often appear before the leaves. Mounded green foliage turns an attractive maroon-bronze in the fall. Requires a well-drained, acidic soil.



AZALEA

Millenium

Rhododendron 'Millenium'

4-5' x 3-4'

Part sun

Zone 4

#2 Pot

Compact, rounded form with very fragrant flowers of deep red with an orange flare and bloom in July, much later than other varieties. Mildew resistant foliage is an attractive blue-green with a silver underside.



Northern Hi-Lights *Rhododendron x 'Northern Hi-lights'*

4-5' x 5-6'

Part sun

Zone 4

#2 Pot

Creamy white flowers with yellow highlights bloom in spring. Foliage is deep green and turns an attractive burgundy in the fall. Maintains an upright, mounded habit.



Rosy Lights

Rhododendron x 'Rosy Lights'


4-5' x 5-6'

Part sun

Zone 4

#2 Pot

Fragrant, dark rose-pink flowers cover this compact, spreading shrub in early spring followed by deep green foliage. The abundant blooms are especially attractive to butterflies. Does best in well-drained, acidic soil.



BARBERRY

Admiration

Berberis thunbergii 'Admiration'

12-18" x 18-24"

Full Sun

Zone 4

#2 Pot

Broad, upright growth habit that needs little to no pruning to maintain its shape. Foliage is blaze of orange-red with yellow margins. Holds color well all season and turns a brilliant red in the fall. Drought tolerant.



Concorde

Berberis thunbergii 'Concorde'

2' x 2'

Full Sun

Zone 4

#2 Pot

#5 Pot

Slow-growing and compact with velvety red new growth giving the shrub an interesting accent to the otherwise, deep purple-red foliage. Fruit is red and sparse. Heat and drought tolerant.



BARBERRY

Crimson Pygmy *Berberis thunbergii* 'Crimson Pygmy'
2' x 2-3' Full Sun Zone 4 #2 Pot

Dwarf, compact mound with reddish-purple foliage that turns orange-scarlet in the fall. Small yellow flowers are followed by red berries. Drought tolerant.



Golden Nugget™ *Berberis thunbergii* 'Monlers'
18-24" x 24" Sun/part shade Zone 4 #2 Pot

Rounded, densely compact growth habit displays attractive, non-burning, golden foliage with an orange cast most of the season and turns orange in autumn.



Limoncello™ *Berberis thunbergii* 'BailErin'
3-4' x 3-4' Full sun Zone 4 #2 Pot

Striking chartreuse foliage has unusual red, almost dotted, pattern around the margin. It forms a tidy, compact mound. Foliage turns orange, yellow, and red in fall. Plant in full sun for best color.



Orange Rocket *Berberis thunbergii* 'Orange Rocket' PP 18,411
3-4' x 1-2' Full Sun Zone 4 #3 Pot #5 Pot

Upright, columnar form with vibrant coral-orange new foliage aging to mid green. Bright orange-red autumn foliage. Small, crimson berries follow the light yellow spring flowers. Tolerant of dry conditions.



Sunjoy® Citrus *Berberis thunbergii* 'Koren' PP 24,818
2-3' x 2-4' Full Sun Zone 4 #3 Pot

Neat, rounded habit results in a uniformly ball-shaped plant. Excellent burn resistant, bright yellow foliage. Low maintenance and heat tolerant. Prefers well-drained soil.



Sunjoy® Gold Pillar *Berberis thunbergii* 'Maria' PP 18,082
3-4' x 2-3' Sun/part shade Zone 4 #3 Pot

Upright, columnar form with yellow to gold foliage that turns bright orange-red in the fall. Adaptable to many soil types, very burn resistant and low maintenance.



BIRCH

Cesky Gold™ Golden Treasure

Betula x peltkei 'Golden Treasure' PP/AF

2-4' x 2-3'

Sun/part shade

Zone 2

#2 Pot

#5 Pot

Dwarf, vase-shaped form with spectacular new growth that emerges yellow, red, and orange. Brilliant chartreuse foliage remains bright all season. Very hardy!



BOXWOOD

Chicagoland Green™

Buxus 'Glencole'

2-3' x 3'

Sun/part shade

Zone 4

#2 Pot

#3 Pot

#5 Pot

#7 Pot

Uniform oval-rounded growth habit with glossy dark green foliage. Cold hardy and good winter color. Adaptable to a variety of site conditions and needs little pruning to maintain mounded shape.



Green Mountain

Buxus x 'Green Mountain'

5' x 4'

Sun/part shade

Zone 5

#5 Pot

#7 Pot

Dense upright form with bright green leaves that develop a golden color during winter. Natural cone-shaped form if left unsheared. Relatively fast growing. Has been shown to be hardy in zone 4.



Green Velvet®

Buxus x 'Green Velvet' COPF

2-3' x 3'

Sun/part shade

Zone 4

#2 Pot

#3 Pot

#5 Pot

#7 Pot

Slow growing with a rounded form if left unsheared or can be pruned as a low hedge. Dark green foliage turns a bronze-green in the winter.



CHOKEBERRY

Autumn Magic

Aronia melanocarpa 'Autumn Magic'

4-6' x 2-4'

Sun/part shade

Zone 3

#3 Pot

#5 Pot

Upright form with fragrant white flowers in May, followed by clusters of large edible, dark purple-black berries which persist all season. Dark, glossy green foliage turns vibrant shades of red and purple in fall.



CHOKEBERRY

Brilliant Red

Aronia arbutifolia 'Brilliantissima'

6-8' x 4-5'

Sun/part shade

Zone 4

#5 Pot

Lovely white spring flowers are followed by larger, more abundant glossy red fruit and brilliant red fall foliage. Butterflies and pollinators appreciate the early, nectar rich blooms. Upright growth habit.



Ground Hug®

Aronia melanocarpa 'UCONNAM012' PP 31,821

#3 Pot

10-15" x 2-3'

Sun/part shade

Zone 3

Forms a thick, dense mat of glossy green foliage that turns a brilliant red-orange in fall. Dainty white flowers appear in the spring. Tough and durable.



Low Scape® Mound

Aronia melanocarpa 'UCONNAM165' PP 28,789

#3 Pot

1-2' x 2'

Sun/part shade

Zone 3

Low growing mound with abundant white flower clusters in spring followed by purple black fruit in summer. Dark glossy green foliage turns red in the fall. Very versatile; will grow in wet to dry soils.



CLETHRA

Einstein™

Clethra 'Novaclein' PP 27,590

3-4' x 3-4'

Sun/Shade

Zone 4

#3 Pot

Twisted strands of long white flowers emit a sweet fragrance that is especially attractive to pollinators. Lush green foliage grows in a rounded, compact form. Fall color is a golden brown. Does well in heavier soils.



Ruby Spice

Clethra alnifolia 'Ruby Spice'


3-5' x 3-4'

Sun/Shade

Zone 4

#3 Pot

Bright rose-pink flowers on 4" spikes bloom for weeks in the summer on an upright, mounded form. Blue-green leaves turn yellow in the fall. An important nectar source for butterflies and bees. Tolerates wet sites.



CLETHRA

Sixteen Candles *Clethra alnifolia* 'Sixteen Candles'
 4' x 2-3' Sun/Shade Zone 4 #3 Pot

Creamy white, candle-like spikes are 6" tall and extremely fragrant when they bloom in mid-summer. Rounded growth habit with dark green leaves that turn yellow in fall. Best in moist, acidic soil.



Sugartina® *Clethra alnifolia* 'Crystallina' PP 21,561
 2-3' x 2-3' Sun/Shade Zone 4 #3 Pot

Compact, rounded form that needs little pruning to maintain its shape. Very fragrant pure white flowers attract butterflies in mid-summer. Dark glossy green foliage turns yellow in fall. Tolerates wet sites.



COTONEASTER

Cranberry *Cotoneaster apiculatus*
 2-3' x 3-6' Sun/part shade Zone 4 #3 Pot

Dense, spreading, arching branches with small pinkish flowers in early summer, cranberry red fruit in fall through winter. Small, dark green leaves turn bronze in fall. Drought and salt tolerant, good for bank cover.



Peking (Hedge) *Cotoneaster lucidus*
 8-10' x 4-6' Sun/part shade Zone 3 #3 Pot

Dense, upright form is ideal for a natural hedge or screen. Reddish flowers are followed by long-lasting black fruit. Dark green leaves turn orange-red in fall. Thrives in poor soil and needs little maintenance.



CURRENT

Alpine *Ribes alpinum*
 3-5' x 5-6' Sun/Shade Zone 2 #2 Pot #5 Pot

Upright, spreading form with dense, glossy green foliage. Small greenish flowers in April-May are followed by showy, red berries which birds enjoy. Does well sheared and used for hedges. Very versatile.



DIERVILLA

Butterfly Bush

Diervilla sessilifolia 'Butterfly'

3-5' x 3-5'

Sun/part shade

Zone 4

#2 Pot

Upright, spreading habit with dark green leaves that turn purple in the fall. Rich yellow, upright flowers bloom for over 8 weeks. Tough, drought tolerant and generally disease resistant.



Cool Splash™ *D. sessilifolia* 'LPDC Podaras' PP 19,391

2.5-4' x 2.5-4'

Sun/part shade

Zone 3

#3 Pot

Fast growing, densely branched with striking green leaves with bright white margins. Foliage stays bright and clean up until frost. Yellow blossoms are abundant in June & July. Versatile and low maintenance.



Dwarf Bush

Diervilla lonicera

4' x 3-4'

Sun/part shade

Zone 3

#2 Pot

#3 Pot

Mounded, spreading habit that often suckers and forms colonies. Small yellow, trumpet shaped flowers appear in late spring. Bronze-green foliage turns red in fall and is free of disease and insect problems. Drought tolerant.



Kodiak® Orange *Dierv. lonicera* 'G2X88544' PP 27,548

3-4' x 3-4'

Sun/part shade

Zone 4

#3 Pot

Forms an upright mound of glowing orange new growth and bright orange-red fall foliage. Yellow flower clusters bloom all summer. Branches stay upright and don't flop. Drought tolerant & deer resistant.



Nightglow™ *Diervilla splendens* 'El Madrigal' PP 28,060

2-3' x 2-3'

Sun/light shade

Zone 4

#2 Pot

Dark burgundy plum foliage and bright yellow flowers contrast nicely on this compact, non-invasive, deer resistant shrub. Pollinators appreciate the long bloom time. Drought tolerant.



DOGWOOD

Arctic Fire™

Cornus stolonifera 'Farrow' PP 18,523

5-6' x 3-4'

Sun/part shade

Zone 3

#3 Pot

Dwarf, compact form with white flowers from May to June. Green foliage turns maroon in fall. In winter, stems are an intense red -its main attraction. Non-suckering; thrives in wet sites.



Bud's Yellow

Cornus alba 'Bud's Yellow'

6-8' x 5-6'

Sun/part shade

Zone 3

#5 Pot

Rounded upright habit with bright yellow stems. Green foliage turns a striking yellow fall color. Fast growing, prone to suckering, and disease resistant. Prefers moist soil.



Garden Glow™

Cornus hesseyi 'Garden Glow'

3-5' x 3-4'

Part sun/shade

Zone 4

#3 Pot

Rounded form with bright foliage of lime green to golden that turns burgundy in fall. In spring, clusters of small white flowers appear and form small white berries in summer. Red stems stand out in winter snow.



Gray

Cornus racemosa

8-10' x 6-8'

Sun/part shade

Zone 3

#3 Pot

Upright, spreading habit with white flower clusters in the spring followed by showy clusters of white berries in summer. Foliage is light green and turns a dusky purple in the fall. Tolerates a variety of sites. Native.



Isanti

Cornus sericea 'Isanti'

5-6' x 6-8'

Sun/part shade

Zone 3

#3 Pot

Slow growing with fine branching that forms a dense, compact mound. White flowers in spring form abundant white fruit in summer. Dark green foliage turns maroon in fall. Bright red twigs provide winter interest.



Ivory Halo®

Cornus alba 'Bailhalo' PP 8,722

5-6' x 5-6'


Sun/shade

Zone 3

#3 Pot

#5 Pot

Compact form with beautiful variegated foliage in summer and attractive red twigs in winter. Fall coloring varies. Tolerant of a wide range of site conditions, fast growing and prone to suckering.



DOGWOOD

Kelsey Dwarf

Cornus sericea 'Kelsey'

2-3' x 2-3'

Sun/part shade

Zone 3

#3 Pot

Dwarf globe with white flower clusters in late spring followed by white berries. Green foliage turns a strong brick red in fall. Stems are purplish red and quite attractive in winter. Regular pruning helps prevent suckering.



Muskingum®

Cornus racemosa 'Muszam'

2-3' x 3-5'

Sun/part shade

Zone 4

#3 Pot

Low mounded form with attractive foliage that emerges burgundy in spring, matures to gray-green, then turns burgundy red in fall. White flower clusters in June are followed by white berries. Slow growing and tough.



Prairie Fire

Cornus alba 'Prairie Fire'


5-7' x 5-7'

Sun/shade

Zone 3

#3 Pot

The bright yellow foliage on this dogwood is retained in the sun but becomes more chartreuse in the shade; turns red in fall. It has small creamy-white flowers in May and white berries in summer. Wet or dry soil.



Red Gnome™

Cornus alba 'Regnzam'

3-4' x 4-5'

Sun/part shade

Zone 3

#5 Pot

Compact, densely-mounded form has clusters of white flowers in spring that turn to white berries in summer. Dark green summer foliage turns a showy burgundy in fall. Bright red stems. Very resilient and adaptable.



Red Twigged

Cornus 'Baileyi'

8-10' x 8-10'

Sun/shade

Zone 3

#3 Pot

Upright, broad spreading habit. White spring flowers are followed by porcelain-blue fruits. Maroon fall color and red stems provide winter interest. Very adaptable to a variety of site conditions including wet or shady.

#5 Pot



EUONYMUS

Moonshadow

Euonymus fortunei 'Moonshadow'

2-3' x 2-4'

Sun/part shade

Zone 4

#3 Pot

Low growing spreader with vibrant variegated green and yellow foliage that remains throughout the winter. Heat and drought tolerant and works well on slopes for erosion control.



Please note:

As of January 1, 2023, **Euonymus** was added to the **Restricted Noxious Weed** list and will no longer be available for sale. This includes all cultivars except Moonshadow.

FORSYTHIA

Gold Tide®

Forsythia 'Courtasol' PP 9,104

2-3' x 3-5'

Sun/light shade

Zone 4

#3 Pot

Fast growing dwarf cultivar is noted for its compact-spreading shape and semi-arching branches. Light yellow flowers bloom in profusion in early spring before the foliage emerges. Prune after flowering.



Northern Gold

Forsythia 'Northern Gold'

6-8' x 5-7'

Sun/part shade

Zone 3

#3 Pot

Upright, arching form with showy golden yellow flowers in early spring with spectacular flower color and bud hardiness. Dark green summer foliage can be pruned after flowering to maintain size and shape.



FOTHERGILLA

Blue Shadow

Fothergilla \times *intermedia* 'Blue Shadow'

3-5' x 3-5'

Sun/part shade

Zone 4

#3 Pot

Upright, compact habit with white honey scented bottle-brush blossoms in spring and powder blue leaves in summer which take on stunning red-orange and gold tones in autumn. Slower growing and long lived.



HONEYSUCKLE

Emerald Mound *Lonicera xylosteum* 'Emerald Mound'

2-3' x 3-5' Sun/part shade Zone 4 #2 Pot

Tidy mound of clean blue-green foliage is one of the earliest to leaf out in spring. Small, fragrant, yellow flowers in spring and red berries in fall. Pollinators love the flowers; birds love the fruit. Drought tolerant.



HYDRANGEA

Annabelle *Hydrangea arborescens* 'Annabelle'

4-5' x 3-5' Sun/shade Zone 3 #3 Pot

Rounded form with large, round, white flowers from June to September. Large, dark green leaves can handle heavy pruning in late fall or early spring. Prefers acidic soil and regular watering until roots are established.



BloomStruck® *Hyd. macrophylla* 'PIIHM-II' PP 25,566

3' x 4' Sun/part shade Zone 4 #3 Pot

Strong stems support large mophead blooms all summer. Blooms are purple-blue in acidic soil and pink in alkaline soil. Glossy green leaves have red veins and petioles and turn burgundy red in fall. Winter dieback is common in colder climates.



Bobo® *Hydrangea paniculata* 'ILVOBO' PP 22,782

3' x 3-4' Sun/part shade Zone 3 #3 Pot

Dwarf, rounded habit with green foliage. Sturdy stems hold large white blooms in July, turning blush pink in fall. Adaptable to many soils. Best when pruned in late fall or early spring.



Early Evolution *Hydrangea paniculata* 'AJ14' PP 30,983

1-2' x 1-2' Sun/part shade Zone 4 #2 Pot

This compact hydrangea is covered with buds in early spring; followed by flowers that start lime-white before turning pure white, then blush as they age, ending up dark pink by September.



HYDRANGEA

Endless Summer® The Original

Hydrangea macrophylla 'Bailmer' PP 15,298

3-5' x 3-5' Sun/part shade Zone 4

Large flowers have pink blooms in alkaline soils and blue blooms in acidic soil that go all summer. Green foliage turns bronze in the fall. Winter die-back is common in colder climates.



#3 Pot




Fire Light® *Hydrangea paniculata 'SMHPFL'* PP 25,135

4-6' x 4-6' Sun/part shade Zone 3

Thick, sturdy, upright stems support large blooms that do not droop. Large flowers start out white to pale pink in mid summer and turn a rich dark red by fall. Foliage is medium green.



#3 Pot



Fire Light Tidbit® *Hydr. pan. 'SMNHPK'* PP 32,512

2-3' x 2-3' Sun/part shade Zone 3

An upright, compact mound with strong, sturdy stems that hold up the big, lush panicles of white mopheads. As the summer progresses, the flowers develop bright pink and red tones. Colorful fall foliage.



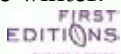
#3 Pot



Flowerfull® *Hydrangea arborescens 'BAIful'* PP 35,613

3-4' x 4-5' Sun/part shade Zone 3

Large white flowers cover the mound of dark green foliage with 2-3 times the blooms per season. Grown for its strong upright stems and disease resistant foliage. Thrives in moist, well-drained soil. Prune in late winter.



#3 Pot



Incrediball® *Hydrangea arborescens 'Incrediball'* PP20,571

4-5' x 4-5' Sun/part shade Zone 3

Sturdy branches are strong enough to support the massive, white, mophead blooms. Flowers from July through fall. Green foliage on an upright form. Prefers moist, well-drained soil. Prune in early spring.



#3 Pot



Invincibelle® Ruby *Hyd. arborescens 'NCHA3'* PP28,317

2-3' x 3' Sun/part shade Zone 3

Strong stems on a mounded form with dark burgundy red flower buds that open to two-toned bright ruby red and silvery pink flowers. Dark green, clean foliage. Improved Invincibelle® Spirit.



#2 Pot

#3 Pot



HYDRANGEA

Invincibelle Wee White®

Hydrangea arborescens 'NCHA5' PP 30,296

#3 Pot

15-24" x 15-24" Sun/part shade Zone 3

True dwarf forms a mound of dark green foliage. From summer to fall it displays pure white mophead blooms held upright on strong stems. Hardy and durable.



Lava Lamp™ Flare™

Hydrangea paniculata 'Kolmavesu' PP 26,928

#2 Pot

2-3' x 2-3' Sun/part shade Zone 3

Compact, dwarf mound of green foliage and large white flowers that turn a fiery red-pink as they mature. Low maintenance and long bloom time.



Limelight

Hydrangea paniculata 'Zwijenburg'

6-8' x 6-8' Sun/part shade Zone 3

#3 Pot

Large, upright rounded form with lime green, fragrant flowers in late summer, develops shades of pink, burgundy and green in fall. Green foliage. One of the cold hardiest hydrangeas. Tolerates harsh sites.



Little Lime®

Hydrangea paniculata 'Jane' PP 22,330

3-4' x 3-4' Sun/part shade Zone 3

#3 Pot

Dwarf form of Limelight that stays compact and rounded. Strong stems hold up huge blooms of lime green that change to shades of pink and burgundy in the fall. Prune in late winter or early spring.



Lime Lime Punch® *Hyd. pan.* 'SMNHPH' PP 33,207

3-5' x 3-5' Sun/part shade Zone 3

#3 Pot

Petite, compact growth habit with flowers that progressively change from the bottom up in a stunning array of white, light pink, and rich punch red. Reblooms throughout the summer.



Little Quick Fire® *Hyd. pan.* 'SMHPLQ' PP 25,136

3-5' x 3-5' Sun/part shade Zone 3

#3 Pot

More compact form with flowers that emerge bright white and darken from pink and then to red as they age. Earlier, longer bloom time (June-fall) than other varieties. Green foliage on a dwarf, compact form.



HYDRANGEA

Pop Star® *Hydrangea macrophylla* 'Bailmacsix' PP 33,703

2' x 2' Sun/part shade Zone 4 #2 Pot

Thick, dark green leaves on a compact, versatile mound. Blooms pink in alkaline soil and blue in acidic soil. Quick to rebloom, forming buds four weeks after shearing. Winter die-back is common in z4.



Puffer Fish® *Hydrangea paniculata* 'NCHP1' PP 35,316

3-5' x 3-5' Sun/part shade Zone 3 #3 Pot

A larger, more puffed up Bobo®, with fluffy pure white blooms that age to lime green. Flowers from mid summer to frost on strong, upright stems. It has a tight, compact, upright habit and a rapid growth rate.



Quick Fire® *Hydrangea paniculata* 'Bulk' PP 16,812

6-8' x 5-6' Sun/part shade Zone 3 #3 Pot

Growth habit is upright and rounded and responds well to annual pruning in either late fall or early spring. Beginning in June, flowers emerge a bright white and darken to pink and finally turning red by fall.



Strawberry Sundae® *H. paniculata* 'Rensun' PP 25,438

4-5' x 3-4' Full Sun Zone 4 #3 Pot

Upright and compact growth habit with panicles that emerge creamy white mid summer, then change to pink, and finally to strawberry red. Blooms from July-September, red color lasts 3 to 4 weeks.



Summer Crush® *Hyd. macrophylla* 'Mailmacfive' PP30359

2-3' x 2-3' Sun/part shade Zone 4 #3 Pot

Raspberry-red, everblooming, mophead flowers on a round, compact form. Foliage is a dark, glossy green and is wilt resistant. Blooms on new and old wood. Mulch well after the ground is frozen.



LILAC

Bloomerang® Dark Purple *Syr. 'SMSJBP7'* PP 26,549

4-5' x 4-5' Full Sun Zone 3 #2 Pot


Dwarf in stature with a compact, mounded growth habit. Lavender-blue, ultra fragrant flowers are heaviest in spring, then rebloom throughout the summer and into the fall. Good powdery mildew and deer resistance.



Charles Joly *Syringa vulgaris 'Charles Joly'*

8-12' x 8-10' Full Sun Zone 3 #3 Pot

Earlier blooming French hybrid that bears smaller panicles of purple buds that turn to magenta double flowers as they open. Larger, upright that doesn't sucker, making it easier to maintain. Prune after flowering.



Common Purple *Syringa vulgaris*

12-15' x 8-12' Full Sun Zone 2 #3 Pot

Growth habit is upright and vase-shaped with extremely fragrant, purple flowers in May. Blue-green foliage is prone to suckering. Prune after flowering to maintain shade. Popular choice for screening.

#5 Pot



Common White *Syringa vulgaris alba*

12-15' x 8-12' Full Sun Zone 2 #3 Pot

Hardy, vigorous, white flowering version of the old-fashioned favorite. Fragrant flowers and attractive blue-green foliage makes a great informal hedge or screen. Prone to suckering, maintain through regular pruning.

#5 Pot



Donald Wyman *Syringa x prestoniae 'Donald Wyman'*

8-10' x 4-8' Full Sun Zone 2 #3 Pot

A superb, non-suckering specimen with dark green leaves and an upright, rounded growth habit. Purple buds open to single, fragrant, pink-lilac flower clusters in spring, two weeks after common varieties.



Dwarf Korean *Syringa meyeri 'Palibin'*

4-5' x 5-7' Full Sun Zone 3 #2 Pot

Dwarf variety with excellent uniform habit and red-purple buds that open to single, pale lilac flowers. Fragrant flowers attract hummingbirds and butterflies. Small, green foliage is extremely resistant to powdery mildew, as well as, deer resistant.

#3 Pot

#5 Pot



LILAC

Little Lady™

Syringa × Jekyll PP 30,331

4-5' x 4-5'

Full Sun

Zone 2

#2 Pot

Rounded and compact growth habit with fragrant, lilac-pink flowers in the spring. Wavy, bright green foliage turns a rich dark red in the fall. Perfect for foundation plantings or informal hedges. Very cold hardy.

FIRST EDITIONS
LILACS & TREES



Miss Kim

Syringa patula 'Miss Kim'

4-6' x 4-5'

Full Sun

Zone 3

#3 Pot

#5 Pot

Compact, rounded shape with purple buds that open to single, fragrant, pale lilac flowers when other lilacs have finished. It has larger leaves and beautiful burgundy-red fall color. Prefers moist, well-drained soil.



Sensation

Syringa vulgaris 'Sensation'

8-10' x 8-12'

Full Sun

Zone 3

#3 Pot

Single purple florets with a distinctive pure white border adorn this medium-large lilac each May. An outstanding and unique selection with erect and open branching and rich green foliage. Drought tolerant.



Virtual Violet®

Syringa 'Bailbridget' PP 30,286

6-8' x 5-7'

Full Sun

Zone 3

#3 Pot

New leaves on this well-branched, upright lilac are shiny violet with deep purple stems; flower buds are raspberry-purple and open to fragrant violet flowers. Leaf petioles remain violet into the summer and are remarkably mildew free.

FIRST EDITIONS
LILACS & TREES



MAPLE

Compact Amur

Acer ginnala 'Bailey Compact'

6-9' x 7-9'

Sun/part shade

Zone 3

#2 Pot

A finer branched, more compact form with fragrant, yellowish flowers, brilliant orange to scarlet fall color, as well as, abundant showy red samaras in late summer. Glossy green foliage withstands heavy pruning.



MOCKORANGE

Illuminati Tower®

Philadelphus coronarius 'SMNPVG' PP 31,865

#3 Pot

4-5' x 2-3' Sun/part shade Zone 4

Its narrow, upright growth habit has sturdy stems and a stack of rugged, deep green leaves that looks like a four-sided tower. In early summer, hundreds of fragrant white flowers emerge. Deer and drought resistant.



Miniature Snowflake *Philadelphus 'Miniature Snowflake'*

3-4' x 2-3' Sun/light shade Zone 4 #5 Pot

Compact, upright dwarf with prolific blooms of extremely fragrant, double, white flowers in early summer. The disease resistant foliage is dark green and develops an attractive yellow fall color.



Snow White™ *Phil. 'Snowwhite Fantasy'* PP 13,774

5' x 4' Sun/part shade Zone 4 #2 Pot

Arching, upright branches with dark green foliage that holds up well to summer heat. Double white flower clusters bloom abundantly in spring and then again in summer and have a citrus-like scent.




NINEBARK

Amber Jubilee™ *Physocarpus opulifolius 'Jefam'* PP 23,177

5-6' x 4' Full Sun Zone 2 #3 Pot

Compact growth habit that is less prone to suckering. Button-like whitish-pink flowers in June. Most noted for its foliage color: glowing tones of yellow, orange & gold, followed by purple & red in fall.



Dart's Gold *Physocarpus opulifolius 'Dart's Gold'*

4-5' x 4-5' Full Sun Zone 2 #3 Pot

More refined, compact growing form with deeply lobed golden foliage that takes on a golden hue with a bronze tint in fall. Dense clusters of small, white flowers adorn the branches in spring and are followed by red fruit.



NINEBARK

Diablo® *Physocarpus opulifolius 'Monlo'* PP 11,211
8-10' x 8-10' Full Sun Zone 3 #3 Pot

Intense reddish-purple foliage on upright, arching branches. Clusters of creamy-white flowers during the summer add contrast. Tolerant of harsh conditions and acidic soils.




Fireside® *Physo. opulifolius 'UMNHarpell'* PP 30,792
5-7' x 4-6' Full Sun Zone 3 #3 Pot

Upright, rounded growth habit with new foliage emerging red and maturing to deep red-purple. Pinkish-white flowers stand out against the dark leaves in the spring. Fall color is deep purple. Very adaptable.



Lemon Candy *Phys. opulifolius 'Podaras3'* PP 22,362
3' x 3' Full Sun Zone 3 #3 Pot

Dwarf, compact form with yellow-gold foliage. Charming white blooms appear in June on upright, bushy branches. Tough and durable; cold hardy and disease resistant, as well as, heat and drought tolerant.



Little Devil™ *Phys. opulifolius 'Donna May'* PP 22,634
5-6' x 4-5' Full Sun Zone 3 #3 Pot

White-pink, button-like flowers in June adorn the upright spreading branches and fine textured, dark foliage. Stems glow red and leaves turn green on the interior of the plant. Powdery mildew resistant.



Spicy Devil® *Physocarpus opulifolius 'Zlenatalie'* PP 34,244
3-4' x 3-4' Full Sun Zone 4 #2 Pot

Leaves emerge a fiery combination of orange and yellow before maturing to a vibrant reddish-purple. White-pink flowers are abundant in June. It has an upright rounded form and is drought tolerant.



Summer Wine® *Phys. opulifolius 'Seward'* PP 14,821
6-8' x 5' Full Sun Zone 4 #3 Pot

Neat, compact branching habit and fine, deeply cut, dark crimson-red leaves. Pinkish-white flowers in mid-summer show nicely against the dark foliage. Adapts to many soil conditions, and is also mildew resistant.



POTENTILLA

Bella Sol®

Potentilla fruticosa 'Hachdone' PP 27,685

2-3' x 2-3'

Full Sun

Zone 2

#2 Pot

Vibrant orange flowers cover this compact, mounded shrub throughout the summer and fall. Foliage is green and fine textured. Easy to grow and maintain and very cold hardy. Does well in all soil types.



Goldfinger

Potentilla fruticosa 'Goldfinger'

3-4' x 3-4'

Full Sun

Zone 2

#3 Pot

More upright, arching form with yellow to gold flowers from June through September. Foliage is dark green. Very cold hardy and tolerant of harsh site conditions. Prune in early spring to maintain shape and appearance.



McKay's White

Potentilla fruticosa 'McKay's White'

2-3' x 2-3'

Full Sun

Zone 2

#3 Pot

Dense, rounded form with fine, soft green foliage displays creamy white flowers all summer long. Adaptable to just about any site and requires very little care. It is very cold hardy and pest and disease resistant.



Pink Beauty

Potentilla fruticosa 'Pink Beauty'

2-3' x 2-3'

Full Sun

Zone 2

#3 Pot

Prolific bloomer with clear pink flowers that cover the fine, bright green foliage from June through September. Versatile shrub that has a rounded growth habit, attracts butterflies, and is low maintenance.



PRIVET

Straight Talk®

Ligustrum vulgare 'Swift'

12' x 2'

Sun/part shade

Zone 4

#3 Pot

Tightly upright, columnar growth habit with thick, dark green foliage. White flowers are followed by black fruit. Cold hardy & drought tolerant. Easy to grow in a wide range of soils and tolerates urban conditions.



RHODODENDRON

Aglo

Rhododendron 'Aglo'

3-4' x 3-4'

Sun/shade

Zone 4

#2 Pot

#5 Pot

Lightly fragrant, rose-pink flowers cover the compact, rounded shrub in May. Small, dark green foliage turns copper in fall and retains its leaves through the winter. Prefers well-drained, acidic soil.



Nova Zembla

Rhododendron x 'Nova Zembla'

5-6' x 5-6'

Part sun

Zone 4

#3 Pot

Bright red flowers with darker spots grow up to 5" and are loved by butterflies & hummingbirds. Large dark green leaves are thick and glossy. Cold hardy, heat tolerant and versatile. Prefers rich, well-drained, acidic soil.



PJM

Rhododendron 'PJM'

4-5' x 4-6'

Sun/shade

Zone 4

#2 Pot

#3 Pot

#5 Pot

Masses of mauve flowers bloom in spring on a rounded form. An evergreen with glossy green foliage throughout the growing season, changing to a mahogany-purple in the fall. Does best in acid, moist, well-drained soil.



PJM Compact

Rhododendron 'PJM Compact'


3-4' x 3-4'

Part sun

Zone 4

#7 Pot

More compact, uniform habit, and larger lavender-pink blooms than PJM. Dark green foliage turns mahogany in fall and is retained all winter. Slow growing and long lived. Prefers well-drained, acidic soil.



PJM Elite

Rhododendron 'PJM Elite'


4-5' x 3-5'

Part sun

Zone 4

#3 Pot

A rounded, compact flowering evergreen with clusters of vibrant lavender-pink flowers in spring. The dark green foliage turns red-purple in the winter. Performs best in acidic soil.



Purple Gem

Rhododendron 'Purple Gem'

18-24" x 18-24"

Sun/part shade

Zone 4

#2 Pot

Dense growing, dwarf evergreen shrub valued for its purplish blue flowers and azalea-like foliage. Slow growing, it stays tight and mounded without shearing. Best in acid, well-drained soil with winter wind protection.



ROSE –HARDY SHRUB

All the Rage

Rosa 'BAIrage'

3-4' x 3-4'

Full Sun

Zone 4

#2 Pot

Coral buds open to peachy-apricot blooms with yellow centers. Flowers mature to pink and are recurrent bloomers giving it a multi-colored effect. Rounded growth habit with very disease resistant foliage.

easy
elegance



Campfire

Rosa 'CA 29' PP 24,435

2-3' x 3'

Full Sun

Zone 3

#2 Pot

Yellow and red buds open to semi-double, tri-colored flowers of pink, white, and yellow. Rounded form and bushy foliage of deep, glossy green edged with red. Disease resistant and everblooming.

FIRST
EDITIONS



Champagne Wishes

Rosa 'BAIcham'

3-4' x 2-3'

Full Sun

Zone 3

#2 Pot

Clusters of soft apricot buds open to blooms of antique white which mature to clear white. A low maintenance, repeat bloomer. It has an upright, rounded growth habit with medium green foliage is disease resistant.

easy
elegance



Drift® Red

Rosa 'Meigalpio' PP 17,877

1-2' x 2-3'

Full sun

Zone 4

#2 Pot

A compact shrub with an arching, graceful shape. Abundant clusters of scarlet-red, semi-double flowers rebloom continuously from spring until frost. Its glossy dark green leaves are disease resistant.



High Voltage

Rosa 'BAIlage'

3-5' x 4'


Full Sun

Zone 4

#2 Pot

Upright, vase-shaped form with clusters of double yellow blossoms that are held high on sturdy canes. Clean, glossy dark green, disease resistant foliage complements the fragrant flowers. Recurrent bloomer.

easy
elegance



Kashmir

Rosa 'BAImir'

3-4' x 2-3'

Full Sun

Zone 4

#2 Pot

Uniformly rounded growth habit with new foliage taking on a reddish tone before maturing to bright green. Full, velvety red blooms resemble a classic hybrid tea rose. Recurrent bloomer.

easy
elegance



ROSE –HARDY SHRUB

Little Mischief

Rosa 'BAIief'

2-3' x 2-4'

Full Sun

Zone 4

#2 Pot

New blooms emerge deep pink with a white center and fade to a light pink. Everblooming dark and light pink flowers contrast nicely. Dark, glossy green foliage is disease resistant.



My Girl

Rosa 'BAIgirl' PP 19,952

2-4' x 2-4'

Full Sun

Zone 4

#2 Pot

Clusters of deep pink buds open to ruffled, bright pink, fragrant flowers. Upright, rounded and compact form with medium green foliage is resistant to black spot. Recurrent bloomer.



Paint the Town

Rosa 'BAItown' PP 18,060

2-3' x 2-4'

Full Sun

Zone 4

#2 Pot

Everblooming red, hybrid tea-shaped blooms cover the disease resistant, glossy, dark green foliage all season long. Spreading to mounded growth habit that stays compact and tight. Pollinator friendly.



Purple Pavement

Rosa 'Rotesmeer'


3' x 3-4'

Full Sun

Zone 3

#2 Pot

Rugosa type with large, ruffled, fragrant, purple-red blossoms that give way to large rosehips in fall. Disease resistant, green foliage turns shades of yellow and maroon. Mounded growth habit that is prone to suckering.



Sunrise Sunset

Rosa 'BAIset' PP 16,770

2-3' x 3-5'

Full Sun

Zone 4

#2 Pot

Ever-blooming flowers are a stunning blend of bright fuchsia-pink petals blending to apricot near the centers. It has a dense, spreading growth habit and blue green, disease resistant foliage.



SERVICEBERRY

Regent

Amelanchier alnifolia 'Regent'

4-6' x 4-8'

Sun/part shade

Zone 2

#5 Pot

Upright, mounded form with large white flowers in May. Fruit is dark purple to black, sweet and good for eating. Gray-green foliage turns yellow to red in the fall. Very cold hardy and drought tolerant.



Standing Ovation™

Amelanchier alnifolia 'Obelisk'

15' x 4'

Sun/part shade

Zone 2

#5 Pot

Foliage opens coppery red, turns soft green in summer and a richly colored red and orange in fall. White flowers on upright racemes are abundant in May. Purple-black fruit is edible if the birds.

FIRST
EDITIONS
TREES & TREES



SMOKEBUSH

Golden Spirit

Cotinus coggygria 'Ancot'

8' x 6'

Sun/part shade

Zone 4

#2 Pot

Foliage emerges lime green and matures to brilliant gold. In the fall, leaves turn coral, orange, and red tones. Smoke-like plumes of pale pink hover above the foliage from June through August. Upright form.



Grace

Cotinus x 'Grace'

10-12' x 5'

Full Sun

Zone 4

#5 Pot

Panicles of smoky pink flowers in midsummer hover like a cloud over the blue-green foliage. New growth emerges wine-red which turns blue-green in summer and orange-red in fall. Drought tolerant.



Winecraft Black® *Cotinus coggygria* 'NCCO1' PP 30,216

4-6' x 4-6'

Full Sun

Zone 4

#3 Pot

Upright, dwarf form with round leaves that emerge purple in spring and darken to near-black in the summer followed by an array of oranges and reds in fall. Large, soft pink panicles bloom June-August.

PW
PROVEN
WINNERS



SNOWBERRY

Candy™ *Symphoricarpos × doorenbosii* 'Kolmcan' PP 20,931

3' x 3' Sun/part shade Zone 4 #3 Pot

Dwarf variety with small pink flowers in summer. Larger candy-pink berries come later and persist into winter and are often used in floral arrangements. It has a compact, arching growth habit with green foliage.

FIRST EDITIONS
LANDING & TREES



Galaxy™ *Symphoricarpos × doorenbosii* 'Kolmgala' PP 20,912

3' x 3' Sun/part shade Zone 4 #3 Pot

Compact, arching growth habit with small, bell-shaped white flowers in the summer. Plump white berries ripen in early fall adding late season and winter interest. Foliage is dark green and has good deer resistance.

FIRST EDITIONS
LANDING & TREES



SORBARIA (FALSESPIREA)

Matcha Ball® *Sorbaria sorbifolia* 'Levgreen' PP 31,202

2-3' x 3-4' Full sun Zone 3 #2 Pot

Forms a perfect round ball of pretty fern-like foliage. The young leaves and long petioles emerge a reddish peachy-orange and mature to grassy green. It sparsely blooms, which helps maintain its round form.

FIRST EDITIONS
LANDING & TREES



Sem *Sorbaria sorbifolia* 'Sem' PP 16,336

4' x 4' Sun/part shade Zone 3 #3 Pot

Compact, better branched, tight little mound of pinkish-red, fern-like spring foliage that unfurls along deep pink stems. In summer the neat, round shrub covers itself with large, creamy white flower plumes.



We welcome our customers to select and reserve stock which we will hold for up to 2 weeks. With inventory being limited on some items, we cannot hold product for longer than

SPIREA

Anthony Waterer *Spiraea x bumalda 'Anthony Waterer'*

2-4' x 3-5' Sun/part shade Zone 4 #2 Pot
#3 Pot
Mounded, upright growth habit with rosy pink flowers from June until September. Attractive new growth is a reddish-purple that turns blue-green in the summer and red to bronze in fall. Deadhead for better reblooms.



Double Play® Blue Kazoo™

Spiraea media 'Blue Kazoo' PP 26,665 #2 Pot
2-3' x 2-3' Sun/part shade Zone 3
Low mound w/ burgundy new growth and stunning blue-green spring foliage, which turns vibrant red in fall. White spring flowers rebloom mid-summer.



Double Play® Candy Corn™

Spiraea japonica 'NCSX1' PP 28,313 #2 Pot
1.5-2' x 1.5-2' Sun/part shade Zone 3 #3 Pot
Low mound with bright red new growth that turns gold & yellow w/ orange highlights as it matures. Red-violet flowers in spring and summer. Low maintenance.



Double Play® Doozie™

Spiraea japonica 'NCSX2' PP 30,953 #2 Pot
2-3' x 2-3' Sun/part shade Zone 3 #3 Pot
Perpetual blooms of red-pink flowers cover the rounded form. Spring foliage emerges brilliant red before changing to green. It produces no seed heads (non-invasive) and requires no pruning or dead-heading.



Glow Girl™ Tor *Spiraea betulifolia 'TorGold'*

3-4' x 3-4' Sun/part shade Zone 3 #2 Pot
#3 Pot
Buds with hints of red in them open to white spring flowers on a compact, rounded form. Lemon-lime to gold spring foliage turns orange in fall and doesn't burn out in the peak of summer.



Goldflame *Spiraea x bumalda 'Goldflame'*

2-3' x 3-4' Full Sun Zone 4 #2 Pot
#3 Pot
Bronzy-orange new growth in the spring matures to soft yellow-green and turns coppery-orange in the fall. Rose-pink flowers top the low mounded shrub from June to September.



SPIREA

Goldmound

Spiraea x 'Goldmound'

1.5-2' x 2-3'

Full Sun

Zone 4

#2 Pot

#3 Pot

Low bushy mound of vibrant golden spring foliage cools to a yellowish green in summer then turns a rich, yellowish orange in fall. Pink flowers bloom in spring and will repeat throughout the summer if deadheaded.



Japanese White

Spiraea albiflora


2-3' x 2-3'

Sun/part shade

Zone 3

#2 Pot

Rich green leaves form a neat, rounded shrub and provide an ideal backdrop for the pure white flowers. The flat topped flower clusters will rebloom from June to August. Does best in acidic soil.



Little Princess

Spiraea japonica 'Little Princess'

2-3' x 3'


Sun/part shade

Zone 4

#2 Pot

#3 Pot

Dense low mound of fine textured, mint green foliage turns dark red in fall and is covered in dainty clusters of soft pink blooms all summer.



Magic Carpet

Spiraea japonica 'Walburna'

1.5-2' x 1.5-2'

Full Sun

Zone 3

#2 Pot

New growth emerges red in spring and matures into golden, red-tipped foliage on this compact, mounded spirea. Deep pink flowers bloom all summer. Foliage takes on russet tones in the fall.



Neon Flash

Spiraea japonica 'Neon Flash'

3' x 3-5'


Sun/part shade

Zone 4

#2 Pot

#3 Pot

Dense, broad rounded form with purple tinged new growth turns green in summer and dark burgundy in autumn. Bright red flower clusters bloom throughout the growing season. Adaptable to many soil types.



Pink Sparkler™ *Sp. betulifolia 'COURISPI01' PP27,933*

3-4' x 3-4'

Sun/part shade

Zone 3

#2 Pot

Large round pink flower-heads at the tips of its stems emerge in early spring. It reblooms in fall with smaller blushing flowers that appear up and down the stems. Fall foliage is a pinkish-burgundy hue.



FIRST EDITIONS
LANDSCAPE & TREES

SPIREA

Snowmound

Spiraea nipponica 'Snowmound'

3-5' x 3-5'

Full Sun

Zone 4

#2 Pot

Upright, rounded form with graceful, spreading arching branches that display a profusion of small clusters of white flowers. The dense foliage is dark green to blue-green and yellow in the fall.



Superstar™

Spiraea x bumalda 'Denistar' PP 22,432

2-3' x 3-4'

Full Sun

Zone 3

#2 Pot

New leaves are scarlet turning dark green in summer and bronze in the fall. Naturally dwarf with a round, compact growth habit with minimal pruning. Pink flower clusters bloom all summer. Fast growing.

FIRST EDITIONS
NURSERY & TREES



Tor (Birchleaf)

Spiraea betulifolia 'Tor'

2-3' x 2-3'

Full Sun

Zone 3

#3 Pot

#5 Pot

Compact, rounded form is covered with tiny white flower clusters in late spring. Dark gray-green foliage is birch-like in appearance and turns a beautiful purple-red in the fall.



Vanhoutte Renaissance

Spiraea x vanhouttei 'Renaissance'

5-7' x 6-8'

Sun/part shade

Zone 3

#3 Pot

Vase-shaped growth habit with arching boughs of stunning, snow white flowers in mid to late spring. Blue-green foliage turns orange-red in the fall and is disease resistant.



Be sure to bring a tarp or suitable covering to protect the plants on your truck.

Even a short trip without proper cover can dry out and damage nursery stock.

STEPHANANDRA

Crispa Cutleaf

Stephanandra incisa 'Crispa'


1.5-2' x 4-6'

Light shade

Zone 3

#2 Pot

Compact low mound of dense, arching branches of maple-like, deeply incised, bright green leaves that turn yellow and orange in autumn. Tiny, star-shaped, yellowish-white flowers appear in loose clusters late spring.



SUMAC

Gro-Low Fragrant

Rhus aromatica 'Gro-Low'

2-3' x 6-8'

Sun/part shade

Zone 3

#2 Pot

Low spreading growth habit with fragrant small yellow flowers in spring followed by small, hairy, velvety red fruit. The fall foliage is a spectacular scarlet. Excellent for mass beds and bank control.



Tiger Eyes® Cutleaf *Rhus typhina 'Bailtiger' PP 16,185*

6' x 6'

Sun/part shade

Zone 3

#5 Pot

Open, wide spreading habit with branches that angle upward while the deeply cut leaflets drape downward. New growth is chartreuse green turning yellow, which contrasts nicely with the rosy-pink leaf stems. Foliage turns yellow, orange and scarlet in fall.

FIRST EDITIONS
LANDSCAPE & TREES



VIBURNUM

Autumn Jazz™

Viburnum dentatum 'Ralph Senior'

8-10' x 6-8'

Sun/shade

Zone 4

#5 Pot

Upright oval form with white flowers in spring give way to clusters of blue-black, drupe-like berries in summer. Showy, dark green, serrated leaves turn shades of yellow, orange, and burgundy in fall.



Blue Muffin®

Viburnum dentatum 'Chistom'

5-7' x 5-7'

Sun/shade

Zone 3

#3 Pot

Compact Arrowwood type with beautiful flat-topped white flower clusters in spring, then clusters of rich blue berries in summer. Glossy green, serrated leaves turn orange to burgundy-purple in fall. Tolerates wet soil.

PW
PROVEN
WINNERS



VIBURNUM

Compact American *Viburnum trilobum* 'Baileyi'

5-6' x 5-6'

Sun/shade

Zone 2

#2 Pot

#3 Pot

#5 Pot

Compact form of the American Cranberry with a more dense, slightly broader form and fiery red fall color. White, flat-topped flower clusters bloom in June and are followed by bright red berries. Tolerates wet or dry.



Dwarf European *Viburnum opulus* 'Nanum'

2-3' x 2-4'

Sun/part shade

Zone 4

#2 Pot

No pruning required to maintain the dense, mounded habit. White flowers are sporadic and fruitless. Small, three-lobed, maple leaf-like, dark green leaves emerge red-tinged and have a green to reddish-purple fall color.



Mohican *Viburnum lantana* 'Mohican'

6-8' x 6-8'

Sun/part shade

Zone 4

#3 Pot

#5 Pot

Compact, rounded form with creamy white, flat-topped flowers in spring, followed by orange-red fruit in early July lasting a month before turning black in fall. Dark green foliage turns purplish-red in fall.



Nannyberry *Viburnum lentago*

15-20' x 6-10'

Sun/shade

Zone 2

#5 Pot

Vase-shaped growth habit with upright arching branches. White flowers in spring become blue-black fruit in fall which birds enjoy. Glossy green foliage turns purplish red in fall. Tolerates wet or dry soil. Native.



Wentworth *Viburnum trilobum* 'Wentworth'

10-12' x 10-12'

Sun/part shade

Zone 2

#5 Pot

Attractive, white lace-cap flowers are displayed on a dense, upright form. Valued for its edible, large, bright red fall berries and excellent red fall foliage color.



Allow enough time to have your truck loaded by closing time.

WEIGELA

Crimson Kisses™ *Weigela 'Slingco1'* PP 23,654
3' x 3' Full sun Zone 4 #2 Pot

A tidy, compact mound of bright green foliage. Bright red flowers accented with a white eye repeats bloom throughout the summer when planted in full sun.




Dark Horse *Weigela florida 'Dark Horse'* PP 14,381
2-3' x 2-3' Full sun Zone 4 #2 Pot #5 Pot

Tubular, magenta pink flowers stand out against the dark foliage in May and June on this compact, spreading shrub. Leaves are bronze-purple with lime green venation. Requires regular watering in extreme heat.



Electric Love™ *Weigela x 'ZR1'* PP 30,065
1-2' x 2-3' Sun/part shade Zone 4 #2 Pot

Vibrant red, bell-shaped flowers on a low mound of dark foliage. Great for containers or low borders. Attracts bees, hummingbirds and other pollinators. Thrives in well-drained, mulched soil.




Minuet *Weigela florida 'Minuet'*
2-3' x 2-3' Full sun Zone 4 #2 Pot

Compact form with purple tinged, dark green foliage. The slightly fragrant, rosy pink flowers with yellow throats are profuse in the spring with a more sparse re-bloom later in the summer.



My Monet® *Weigela florida 'Verweig'* PP 16,824
12-18" x 2' Sun/part shade Zone 4 #2 Pot

Dwarf, low mounded growth habit with green, cream and pink variegated foliage all season. Bright pink blooms in spring are an added bonus. Tolerates more shade than other weigelas.



My Monet® Purple Effect *W. florida 'Verweig8'* PPAF
18-30" x 18-30" Sun/part shade Zone 4 #3 Pot

This naturally neat and tidy mound grows slightly larger than the original My Monet® with purple hues in the foliage. Heavier blooms of lavender-pink flowers in late spring.



WEIGELA

Rainbow Sensation™ *W. florida 'Kolmagira'* PP 20,384

3-4' x 3-4' Full sun Zone 4 #2 Pot

Compact, rounded growth habit with dense clusters of tubular, soft pink flowers in May, attracting hummingbirds to the garden. Yellow and green variegated foliage is attractive all season long.



Red Prince *Weigela florida 'Red Prince'*

5-6' x 5-6' Full sun Zone 4 #3 Pot

Bright red, tubular flowers are abundant in early summer and rebloom sporadically until fall. Flowers hold their color as they age. Foliage is green on upright, arching branches.



Spilled Wine® *Weigela florida 'Bokraspivi'* PP 23,781

1.5-2' x 2-3' Full sun Zone 4 #2 Pot

Low mound with bright magenta-pink flowers that are profuse in the spring. Wavy, dark purple foliage intensifies to near black in late summer and does not fade to green. Prefers well-drained soil.



Wine & Roses® *Weigela florida 'Alexandra'* PP 10,772

4-5' x 4-5' Full sun Zone 5 #3 Pot

Rounded form with stunning rosy pink tubular flowers that contrast with the dark burgundy purple foliage. Flowers are abundant in June and rebloom until August and are attractive to hummingbirds.



Wine & Spirits® *Weigela florida 'SMNWFGC'* PP34,358

3-5' x 3-5' Sun/light shade Zone 4 #2 Pot

This vigorous variety combines dramatic dark foliage with crisp white-green flowers that attract hummingbirds and butterflies. It forms a rounded mound. Foliage coloration is best when planted in full sun. Deer resistant and drought tolerant.



WILLOW

Dwarf Arctic Blue *Salix purpurea 'Nana'*

3-5' x 3-6' Sun/part shade Zone 4 #3 Pot

Dwarf, rounded form with finely textured, slender purple stems. Dark green foliage shows blue tint underneath. Popular screen plant, useful for sheared hedges. It grows in any soil, including moist areas.



Flamingo *Salix 'Flamingo'*

5-6' x 4-5' Sun/part shade Zone 4 #3 Pot

Spectacular deep pink foliage in spring turns green with pink and white speckles. Has fall and winter interest with its striking red stems. Regular pruning will promote a denser and bushier plant.



WINTERBERRY

Afterglow *Ilex verticillata 'Afterglow'*

3-6' x 3-6' Sun/part shade Zone 4 #2 Pot

Compact globe with small, glossy green foliage that turns yellow-bronze in fall. Profusion of bright red berries in winter provide food for birds. Female plant; needs male(Jim Dandy) pollinator for berry production.



Jim Dandy *Ilex verticillata 'Jim Dandy'*

3-6' x 4-5' Sun/part shade Zone 4 #2 Pot

Whitish flowers appear over an extended bloom period, making it a good pollinator. It maintains a rounded shape with small, deep green foliage that turns yellow to bronze in fall. This male cultivar does not bear fruit.



Red Sprite *Ilex verticillata 'Red Sprite'*

2-3' x 3-4' Sun/part shade Zone 4 #3 Pot

This female cultivar is a large-berried, slow-growing, dwarf shrub with an upright, rounded habit. It requires a male pollinator (Jim Dandy) to produce fruit. Foliage is dark green and turns yellow or bronze in fall.



GRASSES

Section

ORNAMENTAL GRASS

GROVE NURSERY PLANT CATALOG

Cross Reference Guide for Ornamental Grasses

Botanical	Common
<i>Andropogon</i>	Big Bluestem
<i>Bouteloua</i>	Blue Grama
<i>Calamagrostis</i>	Feather Reed
<i>Carex</i>	Sedge
<i>Festuca</i>	Fescue
<i>Hakonechloa</i>	Japanese Forest Grass
<i>Helictotrichon</i>	Blue Oat
<i>Miscanthus</i>	Maiden Grass
<i>Molina</i>	Moor Grass
<i>Panicum</i>	Switch Grass
<i>Pennisetum</i>	Fountain Grass
<i>Schizachyrium</i>	Little Bluestem
<i>Sporobolus</i>	Prairie Dropseed

ANDROPOGON (BIG BLUESTEM)

Big Bluestem

Andropogon gerardii

4-6' x 2-3'

Full Sun

Zone 4

#1 Pot

Upright clump of silvery blue foliage turns a rich bronze color in fall. Purplish seed heads appear from August to September. Drought tolerant; native.



Blackhawks

Andropogon gerardii 'Blackhawks' PP 27,949

4-5' x 1.5-2'

Full Sun

Zone 4

#1 Pot

#2 Pot

Upright clump with multi-colored stalks that turn a dark purple mid-summer and are near black by autumn. Topped with small, plume-like seed heads. Drought tolerant.



Red October

Andropogon gerardii 'Red October' PP 26,283

4-6' x 2-3'

Full Sun

Zone 4

#1 Pot

#2 Pot

Leaves emerge deep green with red tones, remain green in summer, purplish-red by late summer and vivid scarlet red after first fall frost. Burgundy red flowers bloom in August.



BOUTELOUA (BLUE GRAMA)

Blonde Ambition

Bouteloua gracilis 'Blonde Ambition' PP 22,048

#1 Pot

36" x 30-36" Sun/part shade Zone 4

Blue-green foliage forms an upright, rounded clump. Foliage turns tan in the fall with golden-blond seed heads. Prefers well-drained soil.



CALAMAGROSTIS (FEATHER REED)

Karl Foerster

Calamagrostis acutiflora 'Karl Foerster'

36" x 18" Sun/light shade Zone 4

#1 Pot

#2 Pot

#5 Pot

Pink flowers mature to golden-brown seed heads from June through fall. Upright, arching clumps of green foliage turns golden yellow in the fall.



Korean Feather Reed *Calama. arundinacea* var. *brachytricha*

30" x 18" Sun/light shade Zone 4

#1 Pot

Large, full seed heads are golden-brown from August to frost. Upright, arching clumps of bright green foliage turns golden yellow in autumn.



Overdam

Calamagrostis arundinacea 'Overdam'

36" x 18" Full Sun Zone 4

#1 Pot

#2 Pot

Upright, arching clumps of green and white variegated leaves that turn golden yellow in the fall. Seed heads are pink in summer turning golden brown in fall.



CAREX (SEDGE)

Blue Zinger

Carex flauca 'Blue Zinger'

10-16" x 12-18" Part sun/shade Zone 4/5

#1 Pot

Dense clump of blue-green grass-like foliage & greenish white flowerheads appear in May and June but are not particularly showy. Tolerates wet or dry soil.



Bowles Golden

Carex elata 'Bowles Golden'

20-24" x 24-30" Sun/part shade Zone 4

#1 Pot

Forms clumps of semi-evergreen, bright gold foliage with a thin green margin. Brown flowers are inconspicuous. Does well in wet or boggy locations.



CAREX (SEDGE)

Pensylvanica

Carex pensylvanica

8-10" x 12-18"

Part sun/shade

Zone 3

#1 Pot

Low spreading groundcover with deep green, semi-evergreen foliage and unspectacular, whitish flower spikes in May and June. Tolerates wet or dry soil. Native.



FESTUCA (FESCUE)

Elijah Blue

Festuca glauca 'Elijah Blue'

8" x 8"

Full Sun

Zone 4

#1 Pot

Light brown flower spikes appear in June above the fine, powdery blue, semi-evergreen foliage. Forms a small, dense mound. Prefers well-drained soil and is drought tolerant.



HAKONECHLOA (JAPANESE FOREST)

All Gold

Hakonechloa macra 'All Gold'

12-15" x 18-24"

Part sun/shade

Zone 4/5

#1 Pot

An all-gold variety with brighter coloring, cascading leaves, and a more upright habit. A vigorous grower that spreads slowly. Brighter color in more sun. Needs well-drained soil.



Golden Variegated

Hakonechloa macra 'Aureola'

12-18" x 12-18"

Part sun

Zone 4/5

#1 Pot

Spreading clump of bright variegated green and gold foliage. Yellow-green seed heads are present from July to September. Mulch well when planted in zone 4.



HELICTOTRICHON (BLUE OAT)

Blue Oat

Helictotrichon sempervirens

24-30" x 18"

Full Sun

Zone 4

#1 Pot

Showy blue flower spikes turn tan by fall. Arching steel blue, stiff leaves create a rounded, porcupine-like clump. Prefers well-drained soil and is drought tolerant.



MISCANTHUS (MAIDEN GRASS)

Flame

Miscanthus sinensis 'Purpurascens'

48" x 48"

Full Sun

Zone 4

#1 Pot

#2 Pot

#5 Pot

Tight, upright clumps of green with a red tint turn red-orange in fall. In late summer, large, silvery plumes appear. Slow to emerge in spring. Adaptable to many soil types.



Huron Sunrise

Miscanthus sinensis 'Huron Sunrise'

60-72" x 36"

Full Sun

Zone 4

#1 Pot

Green w/silver mid-ribs develop very full, burgundy seed-heads in late summer and become silvery-white plumes by fall. Foliage turns golden in autumn. Drought tolerant.



Porcupine

Miscanthus sinensis 'Strictus'

72-84" x 36-48"

Full Sun

Zone 4/5

#2 Pot

Green foliage with horizontal golden bands, and reddish bronze plumes in summer. Rigid, upright habit and stiff, pointed leaf blades like porcupine quills. Drought tolerant.



MOLINA (MOOR)

Variegata

Molina caerulea var. 'Variegata'

24" x 24"

Sun/part shade

Zone 4

#1 Pot

Mounded clump of green and gold variegated leaves. Slightly arching stems with gold to bronze seed heads from June through September have a transparent quality.



PANICUM (SWITCH GRASS)

Northwind

Panicum virgatum 'Northwind'

60" x 36"

Sun/part shade

Zone 4

#1 Pot

Olive-green to bluish-green leaves turn yellow-beige in fall. Finely textured, yellow panicles appear in August. Forms an upright, compact clump. Does well in moist soil.



Shenandoah

Panicum virgatum 'Shenandoah'

48" x 18"

Full Sun

Zone 4

#1 Pot

#2 Pot

Upright, slightly arching foliage is green with red tones and turn a deep burgundy in fall. Airy, brown panicles appear in August.



PENNISETUM (FOUNTAIN GRASS)

Hameln

Pennisetum alopecuroides 'Hameln'

24" x 30"

Sun/part shade

Zone 4

#1 Pot

Upright clumps of deep green foliage turn orange-bronze in fall. Fluffy, arching, buff-colored plumes bloom from August to October. Adaptable to a wide range of soils.



SCHIZACHYRIUM (LITTLE BLUESTEM)

Blue Heaven™

Schiz. scoparium 'MinnblueA' PP 17,310

36-48" x 18-24"

Sun/part shade

Zone 3

#1 Pot

Spreading clumps of blue foliage turn red, burgundy, & purple in fall. Reddish purple seed heads appear in September and October. Drought tolerant.



Chameleon

Schizachyrium scoparium 'Chameleon' PP 31,339

18-24" x 18-24"

Full Sun

Zone 3

#1 Pot

White and green striped leaves appear in early spring. In late summer, it develops a strong flush of pink and purple. Compact habit, salt and drought tolerant; low maintenance.



Little Bluestem

Schizachyrium scoparium

30-36" x 15"

Full Sun

Zone 4

#1 Pot

Blue foliage turns a rich orange in fall and purple-red seed heads bloom from August to September. Forms upright clumps. Tolerates wet sites. Native.



Standing Ovation *Sch. scoparium 'Standing Ovation' PP 25,202*

36-48" x 24"

Sun/part shade

Zone 3

#1 Pot

Blue-green foliage turns brilliant shades of orange and red in fall. Silver flower spikes bloom in September. Forms upright, sturdy clumps. Drought tolerant.

#2 Pot



SPOROBOLUS (PRAIRIE DROPSEED)

Prairie Dropseed

Sporobolus heterolepsis

24" x 24"

Sun/part shade

Zone 3

#1 Pot

Tan, airy panicles appear from August to September. Upright arches of green foliage turns golden orange in fall. Tolerates a wide range of soils. Native.



Tara

Sporobolus heterolepsis 'Tara'

18-24" x 8-12"

Sun/part shade

Zone 4

#1 Pot

Dwarf form that holds its golden seed heads more upright. Green foliage turns golden orange in fall. Drought tolerant.



Ornamental grasses are low-maintenance, resilient, drought tolerant, have few pests and problems, and provide good wildlife habitat. They also provide winter interest, adding structure and texture to the landscape all year round.



Ornamental Grass collection at the Minnesota Landscape Arboretum

GROUND COVERS

Section

GROUNDCOVERS

GROVE NURSERY PLANT CATALOG

Cross Reference Guide for Groundcovers

Botanical

Aegopodium

Ajuga

Asarum

Lamium

Lysimachia

Pachysandra

Sedum

Thymus

Vinca

Common

Snow on the Mountain

Bugleweed

Wild Ginger

Deadnettle

Moneywort

Japanese Spurge

Stonecrop

Creeping Thyme

Periwinkle

AEGOPODIUM (SNOW ON THE MOUNTAIN)

Snow on the Mountain *Aegopodium podagraria 'Variegatum'*

8" x 18"

Part sun/shade

Zone 4

3.5" Pot

Upright, aggressively spreading foliage is variegated green and white. Large, white umbels bloom in June. Prefers moist, well-drained soil.



AJUGA (BUGLEWEED)

Bronze Beauty *Ajuga reptans 'Bronze Beauty'*


3-4" x 18"

Shade

Zone 3

3.5" Pot

Mat-like spreader with deep bronze, semi-evergreen foliage. In spring, blue-violet flowers are sprinkled throughout.



Burgundy Glow *Ajuga reptans 'Burgundy Glow'*

4-6" x 18"

Shade

Zone 3

3.5" Pot

Foliage is multicolored with white, pink, and green and forms a spreading mat. Purple to blue flowers bloom from April to June.



ASARUM (GINGER)

Wild Ginger

Asarum Canadense

6-8" x 12-18"

Part sun/Shade

Zone 3

Quart Pot

Large, velvety, heart-shaped leaves grow in colonies, spreading vegetatively through spreading rhizomes. Small bronze flowers are concealed by the foliage.



LAMIUM (DEAD NETTLE)

Pink Pewter

Lamium maculatum 'Pink Pewter'

6" x 18-24"

Shade

Zone 3

3.5" Pot

Silvery white and green variegated foliage is upright and spreading. Pink flowers bloom from April to June. Prefers moist, well-drained soil.



White Nancy

Lamium maculatum 'White Nancy'

6-8" x 12-15"

Part sun/shade

Zone 3

3.5" Pot

Clusters of white flowers are displayed from April to June. Silver and green variegated foliage is upright and spreading. Prefers moist, well-drained soil.



LYSIMACHIA (MONEYWORT)

Gold Moneywort

Lysimachia nummularia 'Aurea'

4" x 18-24"

Sun/shade

Zone 3

3.5" Pot

Round, bright yellow leaves on trailing, vine-like stems. Yellow flowers bloom in June and July. This versatile creeper grows in sun or shade and a variety of soils.



Green Moneywort

Lysimachia nummularia

4" x 18-24"

Sun/shade

Zone 3

3.5" Pot

Round, bright green leaves on trailing, vine-like stems. Golden-yellow flowers bloom in June and July. This versatile creeper grows in sun or shade and a variety of soils.



PACHYSANDRA (JAPANESE SPURGE)

Green Carpet

Pachysandra terminalis 'Green Carpet'


8-10" x 24-36"

Shade

Zone 4

3.5" Pot

Upright, spreading foliage forms a thick, shiny green carpet. White flowers appear in May. Prefers moist, well-drained soil and will grow in deep shade.



SEDUM (STONECROP)

Dragon's Blood *Sedum spurium 'Dragon's Blood'*
 3-5" x 12-24" Full Sun Zone 3 3.5" Pot

Spreading, bronze-green, succulent foliage is topped with blood red blooms from June to August. This creeper needs well-drained soil and is quite drought tolerant.



Fuldaglut *Sedum spurium 'Fuldaglut'*
 6" x 8-12" Full Sun Zone 3 3.5" Pot

Creeping succulent with bronze-green foliage and bright pink flowers that bloom from June through August. Does best in well-drained soil and is drought tolerant.



Kamschaticum *Sedum kamschaticum*
 4-5" x 12-18" Full Sun Zone 3 3.5" Pot

Open, spreading stonecrop with green, succulent foliage and orange-yellow flowers in August and September. Grows well on steep banks and is drought tolerant.



Kamschaticum Variegated *S. kamschaticum 'Variegatum'*
 4-5" x 12-18" Full Sun Zone 3 3.5" Pot

Open, spreading stonecrop with green and white, variegated, succulent foliage and orange-yellow flowers in August and September. Drought tolerant.



THYMUS (THYME)

Red Creeping *Thymus praecox 'Coccineus'*
 24" x 15"+ Full Sun Zone 3 3.5" Pot

Low growing and mat-like green foliage will tolerate light foot traffic and emits a wonderful fragrance when crushed. Scarlet blooms cover the ground from June through Sept.



VINCA (PERIWINKLE)

Periwinkle *Vinca minor*
 6-8" x 15"+ Shade Zone 4 3.5" Pot

A broadleaf evergreen with trailing stems of dark green leaves. Purple to blue flowers appear in May and will re-bloom intermittently throughout the summer.



PERENNIALS

Section

PERENNIALS

GROVE NURSERY PLANT CATALOG

Cross Reference Guide for Perennials

Botanical	Common	Botanical	Common
Achillea	Yarrow	Hemerocallis	Daylily
Actaea/Cimicifuga	Bugbane/Snakeroot	Heuchera	Coral Bells
Agastache	Anise Hyssop	Heucherella	Foamy Bells
Alchemilla	Lady's Mantle	Hibiscus	Rose Mallow
Allium	Ornamental Onion	Hosta	Plantain Lily
Amsonia	Blue Star	Iris	Iris
Anemone	Windflower	Leucanthemum	Shasta Daisy
Aquilegia	Columbine	Liatris	Gayfeather/Blazing Star
Aralia	Spikenard	Ligularia	Leopard Plant/Ragwort
Artemisia	Wormwood	Lilium	Lily
Aruncus	Goat's Beard	Lobelia	Lobelia
Asclepias	Butterfly Weed	Lupinus	Lupine
Aster	Aster	Monarda	Bee Balm
Astilbe	False Spirea	Nepeta	Catmint
Baptisia	False Indigo	Oenothera	Evening Primrose
Bergenia	Pigsqueak	Paeonia	Peony
Brunnera	False Forget-Me-Not	Penstemon	Beardtongue
Calamintha	Calamint	Perovskia	Russian Sage
Campanula	Bell Flower	Phlox divaricata	Woodland Phlox
Chelone	Turtlehead	Phlox paniculata	Garden Phlox
Coreopsis	Tickseed	Phlox subulata	Creeping Phlox
Delphinium	Larkspur	Physostegia	Obedient Plant
Dianthus	Pink/Sweet William	Polemonium	Jacob's Ladder
Dicentra	Bleeding Heart	Pulmonaria	Lungwort
Echinacea	Coneflower	Rudbeckia	Black-Eyed Susan
Eupatorium	Joe Pye Weed	Salvia	Sage
Euphorbia	Cushion Spurge	Sedum	Stonecrop
Fern	Fern	Sempervivum	Hens and Chicks
Gaillardia	Blanket Flower	Solidago	Goldenrod
Geranium	Cranesbill	Stachys	Lamb's Ear
Geum	Avens	Tiarella	Foam Flower
Helenium	Sneezeweed	Veronica	Speedwell
Heliopsis	False Sunflower/Ox-Eye	Yucca	Adam's Needle

ACHILLEA (YARROW)

Moonshine

Achillea 'Moonshine'

24" x 18-20"

Full Sun

Zone 3

#1 Pot

Yellow, flat-topped flowers are held upright above the silvery-green foliage from June through September. Prefers well-drained soils and tolerates hot and dry sites.



Peter Cottontail

Achillea ptarmica 'Peter Cottontail' PP/AF

18-24" x 28-30"

Sun/light shade

Zone 3

#1 Pot

Large ivory white flowers cover the mound of green foliage. Individual flowers are larger and clumps are more spread out. Drought tolerant and long bloom time.



Strawberry Seduction *Achillea 'Strawberry Seduction'*

18-20" x 18-20"

Full Sun

Zone 4

#1 Pot

Strawberry red flower with a yellow eye blooms from June through September. Deep green foliage is more upright and uniform than the species. Prefers well-drained soil.



ACTAEA (CIMICIFUGA)

Chocoholic

Actaea racemosa 'Chocoholic' PP 24,821

48-52" x 32-36"

Sun/part shade

Zone 4

#1 Pot

Upright, bronze-purple foliage with the light pink bottlebrush flower spikes from July to September. Flowers are very fragrant. Does best in consistently moist soil.



AGASTACHE (ANISE HYSSOP)

Blue Fortune

Agastache 'Blue Fortune'

36" x 18-24"

Sun/part shade

Zone 4

#1 Pot

Upright habit with fuzzy green licorice scented leaves. Lavender-blue bottlebrush flowers bloom July to September and are a favorite among bees and butterflies. Tolerates dry.



ALCHEMILLA (LADY'S MANTLE)

Goldstrike

Alchemilla mollis 'Goldstrike'

12-15" x 12-18"

Sun/part shade

Zone 3

#1 Pot

Mounded, low spreading foliage is soft, silvery-green, lobed and densely hairy. Bright yellow flower clusters bloom from June to September. Tolerates wet or dry sites.



ALLIUM (ORNAMENTAL ONION)

Millenium

Allium 'Millenium'

15-20" x 12-15"

Sun/part shade

Zone 4

#1 Pot

Bright rosy purple globes on strong stems are held above the thick, glossy green leaves. It forms a compact clump with fragrant flowers and foliage. Drought tolerant.



Summer Beauty

Allium tanguticum 'Summer Beauty'

12-18" x 18-24"

Sun/part shade

Zone 4

#1 Pot

Mounded clumps of green, grass-like foliage is semi-evergreen. Two inch pom-poms of striking lavender blooms are held upright in June and July. Drought tolerant.



AMSONIA (BLUE STAR)

Blue Ice

Amsonia 'Blue Ice'

12-18" x 12-18"

Sun/part shade

Zone 4

#1 Pot

Compact clumps of dark green foliage turns yellow in autumn. Lavender-blue, star-like clusters bloom in May and June. Prefers moist, loamy soils but is also drought tolerant.



ANEMONE (WINDFLOWER)

Snowdrop

Anemone sylvestris

12-15" x 12"

Part shade

Zone 3

#1 Pot

Fragrant white flowers with yellow centers bloom from April to June and may rebloom again in the fall. Native; vigorous grower in part shade with well-drained soil.



Mass perennial plantings beautifully color the landscape.

AQUILEGIA (COLUMBINE)

Earlybird™ Blue & White

Aquilegia × hybrida 'Earlybird Blue White'

#1 Pot

10-12" x 10-12" Part sun/shade Zone 3

Upward-facing, deep blue and white flowers bloom from May to June on a dwarf mound of lacy green foliage.



Kirigami™ Deep Blue & White

Aquilegia caerulea 'Kirigami™ Deep Blue & White'

#1 Pot

22-24" x 16-20" Part sun/shade Zone 4

Large, upward facing, dark indigo blue and white flowers bloom late spring to early summer. Rabbit resistant.



Songbird Blue Bird *Aquilegia × hybrida 'Songbird Blue Bird'*

22-26" x 20-24" Sun/part shade Zone 3

#1 Pot

Large, light blue and white flowers appear from May to June above a compact mound of green foliage. Adored by hummingbirds. Prefers well-drained soils.



Winky Red & White *Aquilegia × caerulea 'Red & White'*

18-20" x 16-18" Part sun/shade Zone 3

#1 Pot

Upward-facing, red and white flowers bloom from May to June on a compact, upright form. Foliage is medium green and deeply cut.



ARALIA (SPIKENARD)

Sun King

Aralia cordata 'Sun King'

36-48" x 36-48" Part shade Zone 3

#1 Pot

Large, bright gold, tropical looking foliage forms large, mounded clumps. Small white flowers bloom in August and September. Prefers moist soil. Deer resistant.



ARTEMISIA (WORMWOOD)

Silver Mound

Artemisia schmidtiana 'Silver Mound'

12" x 18" Full Sun Zone 3

#1 Pot

Low cushion of silvery, fern-like foliage does best when cut back in midsummer to maintain its dense, mounded form. Good for hot, dry sites.



ARUNCUS (GOAT'S BEARD)

Dwarf Goat's Beard *Aruncus aethusifolius*

8-12" x 12"

Sun/part shade

Zone 3

#1 Pot

Dense, low mound of dark green, fern-like foliage and cream colored flower spikes from May to July. Does well in moist sites.

Goat's Beard *Aruncus dioicus*

48-60" x 48-60"

Sun/part shade

Zone 3

#1 Pot

Large mound of lacy, dark green foliage with large cream colored plumes in June and July. Does well in moist sites. Native to north America.



ASCLEPIA (BUTTERFLY WEED)

Butterfly Flower *Asclepias tuberosa*


22-28" x 24"

Full Sun

Zone 3

#1 Pot

Fragrant orange flowers from June to August. Glossy green foliage with milky white sap on the inside of leaves and stems. Attracts butterflies. Tolerates dry sites. Native.



Swamp Milkweed *Asclepias incarnata*


36-48" x 24-30"

Sun/part shade

Zone 3

#1 Pot

Rosy pink flowers in July and August attracts bees and butterflies. Green, lance-shaped foliage forms upright clumps. Tolerates wet sites. Native.



*Unlike many of our competitors, we only sell
wholesale and do not compete with our
customers by installing landscapes or selling
directly to the public.*

ASTER

Purple Dome

Aster novae-angliae 'Purple Dome'

18-24" x 24-36"

Full Sun

Zone 4

#1 Pot

Green foliage forms a compact mound and is covered from August through October in deep purple blooms. Pinch back to keep compact. Prefers rich, well-drained soil.



Showmakers® Blue Bayou

Aster novi-belgii 'Showmakers Blue Bayou'

#1 Pot

10-12" x 14-18"

Full Sun

Zone 4

Double violet-blue pompom shaped flowers cover the compact, bushy foliage from late summer to fall. Dwarf clump.



Woods Light Blue *Aster dumosus 'Woods Light Blue'*

12-16" x 12-18"

Full Sun

Zone 4

#1 Pot

Compact mound of green, mildew resistant foliage and single, clear blue flowers from August to October. Does best in well-drained soil.



Woods Pink

Aster dumosus 'Woods Pink'


8-16" x 15"

Full Sun

Zone 4

#1 Pot

Compact mound of green, mildew resistant foliage and single, clear pink flowers from August to October. Does best in well-drained soil.



ASTILBE (FALSE SPIREA)

Color Flash® *Astilbe x arendsii 'Beauty of Ernst' PP 17,343*

10-12" x 18"

Part shade

Zone 4

#1 Pot

Blush pink panicles appear in June and July. Mounded form with burgundy, purple and green foliage turning gold, orange and russet in fall. Does best in moist soil.



Delft Lace

Astilbe chinensis 'Delft Lace' PP 19,839


24-36" x 24"

Part sun/shade

Zone 4

#1 Pot

Apricot pink flowers bloom in June and July. Lacy blue-green foliage with red highlights on a mounded form. Prefers moist soil.



ASTILBE (FALSE SPIREA)

Deutschland

Astilbe x japonica 'Deutschland'

20" x 24"

Sun/part shade

Zone 4

#1 Pot

Tall, loose, white plumes stand out against the deep green foliage in July and August. Forms an upright mound.



Fanal

Astilbe x arendsii 'Fanal'

20-30" x 20-24"

Sun/part shade

Zone 4

#1 Pot

Narrow, dark red plumes bloom from June to August. Mounded growth habit and deeply cut leaflets of green foliage.



Maggie Daley

Astilbe chinensis 'Maggie Daley'

20-24" x 18-24"

Sun/part shade

Zone 4

#1 Pot

Lavender-purple plumes in July and August with fern-like lacy green foliage that has bronze-green new growth. Forms an upright mound. Needs moist soil when in full sun.



Montgomery

Astilbe japonica 'Montgomery'


18-24" x 24"

Part shade

Zone 4

#1 Pot

Dark red plumes bloom from June through August with bright green to reddish bronze foliage that forms an upright clump. Prefers moist soil.



Purple Candles

Astilbe chinensis 'Purpurkerze'


42" x 36"

Part shade

Zone 3

#1 Pot

Dense, poker-like plumes emerge a rich violet-red, then lighten to lavender as they mature. Blooms later, July-August. Coarse, dark green foliage forms an upright mound.



Rheinland

Astilbe x arendsii 'Rheinland'

24-30" x 18-24"

Sun/part shade

Zone 4

#1 Pot

Broadly pyramidal, deep rose-pink plumes bloom from June to July. Green foliage has a mounded growth habit.



Sprite

Astilbe simplicifolia 'Sprite'


12-18" x 12-18"

Part shade

Zone 4

#1 Pot

Arching, pale pink, airy plumes bloom in June. Fine textured greenish bronze foliage forms a dwarf mound. Does best in moist soil.



ASTILBE (FALSE SPIREA)

Visions

Astilbe chinensis 'Visions'

14-16" x 18"

Sun/part shade

Zone 4

#1 Pot

Large, open, raspberry colored plumes bloom in July and August atop the mound of green foliage.



Visions in Red

Astilbe chinensis 'Visions in Red' PP 11,965

14-16" x 18"

Sun/part shade

Zone 4

#1 Pot

Pinkish red flowers in August and September. Foliage is a bronze green color and has a mounded form.



Visions in White *Astilbe chinensis 'Visions in White' PP 18,965*

24-30" x 18-24"

Sun/part shade

Zone 4

#1 Pot

Bright white plumes appear above the lacy green foliage from July through September. Forms an upright clump.



BAPTISIA (FALSE INDIGO)

American Goldfinch *Baptisia 'American Goldfinch' PP 30,478*

36-40" x 54-60"

Sun/part shade

Zone 4

#1 Pot

Bright yellow flowers bloom late spring to early summer and are followed by large round seed pods. A large, problem-free perennial with a very long lifespan. Attracts pollinators.



False Indigo

Baptisia australis

36-42" x 36-48"

Sun/part shade

Zone 3

#1 Pot

Dark blue, pea-like flowers from May to June, followed by black-brown seed pods. Blue-green, compound leaves held upright on strong stems. Adapts to many soil types. Native.



BERGENIA (PIGSQUEAK)

Winter Glow

Bergenia cordifolia 'Winterglut'

12-15" x 18"

Part sun/shade

Zone 3

#1 Pot

Low mound of thick, leathery, heart-shaped, glossy green foliage turns deep red in fall. Red stems hold up dark magenta, cone-shaped flowers from March to May.



BRUNNERA (FALSE FORGET-ME-NOT)

Jack Frost

Brunnera macrophylla 'Jack Frost' PP 13,859


12-15" x 24"

Part sun/shade

Zone 4

#1 Pot

Heart shaped silver leaves with green venation and a mounded growth habit. Small blue flowers bloom April to June. Versatile groundcover.



CALAMINTHA (CALAMINT)

Montrose White

Calamintha nepeta 'Montrose White'


15-20" x 18-30"

Full Sun

Zone 4

#1 Pot

Small, soft green, mint-scented leaves support large terminal spikes of white flowers from June through October. Long bloom time and attractive to bees.



CAMPANULA (BELLFLOWER)

Rapido Blue

Campanula carpatica 'Rapido Blue'


6" x 6"

Sun/part shade

Zone 3

#1 Pot

Compact mound of green foliage that is covered in blue, cup-shaped flowers from May to August. Useful in rock gardens and border plantings.



Rapido White

Campanula carpatica 'Rapido White'

6" x 6"

Sun/part shade

Zone 3

#1 Pot

Compact mound of green foliage that is covered in white, cup-shaped flowers from May to August. Best in moist, well-drained soil.



CHELONE (TURLEHEAD)

Hot Lips

Chelone lyonii 'Hot Lips'

20-24" x 24"

Sun/part shade

Zone 4

#1 Pot

New green foliage is tinted bronze then maturing to dark green. Erect stems hold up hooded, dark pink flowers from August to October. Prefers rich, moist soil.



Tiny Tortuga

Chelone lyonii 'Armtipp02' PP 25,350

15-18" x 12-15"

Sun/part shade

Zone 4

#1 Pot

A dwarf variety with large, deep pink flowers that bloom from August to October. Dark, glossy green foliage has reddish stems and forms a compact clump.



COREOPSIS (TICKSEED)

Early Sunrise

Coreopsis grandiflora 'Early Sunrise'

18-24" x 18-24"

Full Sun

Zone 3

#1 Pot

Large daisy-like, golden yellow flowers are prolific all summer. Multiple blooms when deadheaded. Forms clumps of green foliage.



Moonbeam

Coreopsis verticillata 'Moonbeam'


18" x 18-24"

Full Sun

Zone 3

#1 Pot

A loose mound of daisy-like, lemon yellow flowers bloom repeatedly from June through September. Thread-leaf foliage is light green.



Sunstar™ Orange

Coreopsis verticillata 'TNCORSO' PPAF


18-24" x 24-30"

Full Sun

Zone 4

#1 Pot

Large, vivid, citrus-hued, red-splashed, sun-loving blooms from late spring through summer. Feathery, mildew resistant foliage.



Sunstar™ Rose

Coreopsis verticillata 'Sunstar Rose' PPAF

18-24" x 24-30"

Full Sun

Zone 4

#1 Pot

Tidy, feathery green foliage is covered with creamy white-tipped, rose-pink flowers from June through August. Has excellent resistance to mildew.



COREOPSIS (TICKSEED)

Zagreb

Coreopsis verticillata 'Zagreb'

15-18" x 18"

Full Sun

Zone 3

#1 Pot

Golden daisy-like flowers top light green thread-leaf foliage from June through October. Forms a tight mound.



DELPHINIUM (LARKSPUR)

Butterfly Blue

Delphinium grandiflorum 'Butterfly Blue'

12-14" x 15"

Sun/part shade

Zone 3

#1 Pot

Open, deep blue flower panicles adorn the delicate, deep green, fern-like foliage from June to August. Forms a compact, low growing mound.



Magic Fountains Dark Blue *Delphinium 'Magic Fountains'*

32-36" x 30-32"

Full Sun

Zone 3

#1 Pot

Showy dark blue flower spikes are held on thick, upright stalks. Blooms June through August. Large, heavily branched, green foliage has an upright growth habit.



Magic Fountains Sky Blue *Delphinium 'Magic Fountains'*

32-36" x 30-32"

Full Sun

Zone 3

#1 Pot

Showy light blue flower spikes are held on thick, upright stalks from June through August. Large, heavily branched, green foliage has an upright growth habit.



Red Lark

Delphinium elatum 'Red Lark'

24-30" x 15-18"

Full sun

Zone 3

#1 Pot

Mounds of glossy dark green, scalloped foliage are adorned with double coral-red spikes of showy, spurred flowers in early summer.



DIANTHUS (SWEET WILLIAM)

Fire Witch

Dianthus gratianopolitanus 'Firewitch'


8" x 12"

Full Sun

Zone 4

#1 Pot

Fragrant, bright magenta flowers bloom from May to July. Foliage has a blue hue and forms a thick mound. Prefers rich, well-drained soil.



Frosty Fire

Dianthus 'Frosty Fire'

6" x 9"

Full Sun

Zone 3

#1 Pot

Double red flowers stand slightly taller than the blue-green foliage. Blooms from May to June and foliage has evergreen qualities. Does best in well-drained soil.



Fruit Punch® Cranberry Cocktail

Dianthus 'Cranberry Cocktail' PP 28,603

#1 Pot

8-10" x 12-14"

Sun/part shade

Zone 4

Double hot pink, carnation-like flowers bloom from June to August. Grey-green foliage forms a dense mound.



Mountain Frost™ Red Garnet

Dianthus 'KonD1335K1' PP 32,362

#1 Pot

6-8" x 10-12"

Full sun

Zone 4

Deep red flowers bloom all summer atop a low growing, silver-blue mound of grass-like foliage. Drought tolerant.



Mountain Frost™ Ruby Glitter

Dianthus 'KonD1400K6' PP 33,461

#1 Pot

8-10" x 8-10"

Full sun

Zone 4

Fragrant, red blooms with creamy white blotches rebloom all season atop tidy mounds or silvery green foliage. Tolerates wet or dry soil.



Pink Lemonade

Dianthus 'Pink Lemonade'


8" x 10-12"

Full Sun

Zone 4

#1 Pot

Flowers are hot pink flecked with gold and bloom from May to August. Powdery blue foliage forms a dense mound. Prefers well-drained soil.



DICENTRA (BLEEDING HEART)

Gold Heart

Dicentra spectabilis 'Gold Heart'

18-24" x 24-36"

Part sun/shade

Zone 3

#1 Pot

Mounded foliage is golden yellow in part shade and chartreuse in deep shade. Arching sprays of pink and white heart-shaped blooms appear in spring.



King of Hearts

Dicentra 'King of Hearts'

10" x 12"

Part sun/shade

Zone 3

#1 Pot

Pink, heart-shaped flowers bloom from June through September. Finely-divided, fern-like, gray-green compound leaves. Prefers moist, well-drained soil.



Old Fashioned Pink

Dicentra spectabilis

36" x 36"

Part sun/shade

Zone 3

#1 Pot

Arching stems form a mound of deeply cut, green foliage with rose-pink heart-shaped flowers from April to June. Often goes dormant in summer heat.



Old Fashioned White

Dicentra spectabilis 'Alba'


24-36" x 24-36"

Part sun/shade

Zone 3

#1 Pot

Arching stems form a mound of deeply cut, green foliage with white heart-shaped flowers from April to June. Often goes dormant in summer heat.



Valentine®

Dicentra spectabilis 'Hordival' PP 22,739


24-30" x 24-30"

Part sun/shade

Zone 3

#1 Pot

These puffy, heart-shaped flowers are red with a single dangling, pendulous white drop that bloom in May on red, arching stems. Foliage is dark green with a hint of red.



For your convenience, we can arrange to have materials delivered directly to your job site. Call us for quotes and scheduling. Same day delivery available.

ECHINACEA (CONEFLOWER)

Cheyenne Spirit

Echinacea hybrida 'Cheyenne Spirit'

32" x 24"

Full Sun

Zone 4

#1 Pot

Mixed blooms of reds, yellows, oranges, and off-white are abundant from June to September. Upright, bushy, green foliage has a hairy, rough texture. Heat and drought tolerant.



Kismet® Intense Orange

Ech. 'TNECHKIO' PP 28,769

15-18" x 18-24"

Full sun

Zone 4

#1 Pot

Large, multi-tone shades of brilliant orange flowers mature to a rich pumpkin color from June through October. Compact and upright growth habit.



Kismet® Raspberry

Echinacea 'TNECHKR' PP 28,768

16" x 24"

Full Sun

Zone 4

#1 Pot

Raspberry-purple petals surround an orange-brown cone all summer long above an upright mound of rough, green foliage. Heat and drought tolerant.



Kismet® Red

Echinacea 'TNECHKRD' PP 29,743

18" x 24"

Full Sun

Zone 4

#1 Pot

Large, red petals surround an orange-brown cone and rebloom from June through October. Forms an upright mound of rough, green foliage. Heat and drought tolerant.



Kismet® Yellow

Echinacea 'TNECHKY' PP 29,922

16" x 24"

Full Sun

Zone 4

#1 Pot

Butter yellow flowers have a long blooming season. Upright, sturdy plant with rough, green foliage. Heat and drought tolerant.



Magnus

Echinacea purpurea 'Magnus'

36" x 18-24"

Sun/light shade

Zone 3

#1 Pot

Large, deep rose, daisy-like flowers bloom from June through August. Rough, green foliage has upright habit. Very cold hardy. Heat and drought tolerant.



Pixie Meadowbrite™

Echinacea x hybrida 'Pixie Meadowbrite' PP 18,546

#1 Pot

15-20" x 24"

Full Sun

Zone 4

Dwarf variety with bright pink flowers with a soft yellow center all summer. Dark green, upright foliage.



ECHINACEA (CONEFLOWER)

PowWow White *Echinacea purpurea* 'PAS702918' PP 26,640

20-24" x 12-18" Sun/part shade Zone 3 #1 Pot

White petals surround a yellow-brown cone and bloom from June to August. Green foliage forms a well-branched, upright clump. Drought tolerant; best in well-drained soil.



PowWow Wildberry *Echinacea purpurea* 'PAS702917'

20-24" x 18-24" Sun/light shade Zone 3 #1 Pot

Rose-purple flowers on compact, upright plants bloom from June through August. Does best in well-drained soil. Heat and drought tolerant.



SunSeekers® Rainbow *Ech. Hybrida* 'TFECSSRA' PP33171

22-26" x 18-24" Full Sun Zone 4 #1 Pot

Semi-double flowers emerge yellow in early summer then mature to shades of peach, coral, orange, and lavender pink. Attracts butterflies; deer resistant.



Sweet Sandia *Echinacea* 'TNECHSS' PP 33,560

16-20" x 15-16" Full Sun Zone 4 #1 Pot

Flowers have broad, deep pink centers and lime green edges. Blooms from June to October on a compact, upright form. Tolerant of heat & humidity. Deer resistant.



White Swan *Echinacea purpurea* 'White Swan'

24-36" x 18" Sun/part shade Zone 3 #1 Pot

Large, white flowers bloom from July-September. Upright growth habit with rough, green foliage. Versatile, heat and drought tolerant, and deer resistant.



*Allow enough time to have your truck loaded
by closing time.*

EUPATORIUM (JOE PYE WEED)

Baby Joe

Eupatorium dubium 'Baby Joe'

24-36" x 18-30"

Sun/part shade

Zone 4

#1 Pot

Showy, lavender-rose flowers bloom from July to September. Upright bright green foliage is shorter in stature than the species. Attracts butterflies and is drought tolerant.



EUPHORBIA (CUSHION SPURGE)

Bonfire

Euphorbia polychrome 'Bonfire' PP 18,585 COPF

12-15" x 18-24"

Sun/part shade

Zone 4

#1 Pot

Electric yellow bracts bloom on a low cushion from May to June. Uniform mound of green foliage turns deep red with yellow tips. Drought tolerant.



FERN

Cinnamon

Osmunda cinnamomea

36-48" x 55-60"

Part sun/shade

Zone 3

#1 Pot

Fronds are large and dark green turning golden brown in the fall. Vase-shaped and mounded growth habit. Prefers moist sites.



Ghost

Athyrium 'Ghost'

24-36" x 20-24"

Part sun/shade

Zone 4

#1 Pot

Silvery fronds give it a ghost-like appearance. It has an upright growth habit and spreads slowly by rhizome.



Japanese Painted

Athyrium niponicum 'Metallicum'

12-16" x 12"

Shade

Zone 4

#1 Pot

Wine red fronds take on a silvery sheen. Creates a small mound and prefers shade.



FERN

Lady

Athyrium filix-femina

24-30" x 24"

Sun/shade

Zone 3

#1 Pot

Lacy, light green fronds form a vase-shape. Prefers moist soil. Native.



Lady in Red

Athyrium filix-femina 'Lady in Red'

30-36" x 36"

Part sun/shade

Zone 3

#1 Pot

Dark green fronds with deep burgundy stems grow in a vase-shape. Prefers moist soil.



Maidenhair

Adiantum pedatum

18" x 12"

Part sun/shade

Zone 3

#1 Pot

Delicate, light green fronds with shiny, black stems have an upright growth habit. Prefers well-drained, alkaline soil. Native.



Ostrich

Mattencia struthiopteris

48" x 30"

Part sun/shade

Zone 3

#1 Pot

One of the tallest ferns with lacy, arching, dark green fronds. Does best with rich, moist, acidic soil. Native.



GAILLARDIA (BLANKET FLOWER)

Arizona Apricot

Gaillardia aristata 'Arizona Apricot'

12" x 12"

Full Sun

Zone 3

#1 Pot

Large, apricot colored, daisy-like flowers bloom continuously from June to September. Green foliage forms a mound. Prefers well-drained soil.



Arizona Red Shades *Gaillardia aristata 'Arizona Red Shades'*

10-12" x 12"

Full Sun

Zone 3

#1 Pot

Large, crimson red, daisy-like flowers bloom continuously from June to August. Green foliage forms a compact, uniform clump. Does best in well-drained soil.



Arizona Sun

Gaillardia grandiflora 'Arizona Sun'

10" x 12"

Full Sun

Zone 3

#1 Pot

Daisy-like flowers have mahogany-red centers and yellow petal edges and bloom from June through August. Gray-green foliage forms a dense, uniform clump.



GERANIUM (CRANESBILL)

Bevan's Variety *Geranium macrorrhizum* 'Bevan's Variety'

10-15" x 18-24" Sun/part shade Zone 3 #1 Pot

Spreading mound of large fragrant green leaves, bearing deep pink flowers in early summer. Drought and heat tolerant.



Biokovo *Geranium cantabrigiense* 'Biokovo'

12" x 18" Sun/light shade Zone 4 #1 Pot

Flowers are white to light pink with red sepals and bloom from June to August. Green foliage is fragrant and heavily lobed and forms a dense mound.



Dark Reiter *Geranium pratense* 'Dark Reiter'

8-10" x 12" Sun/part shade Zone 4 #1 Pot

Forms a compact mound of dark purple, finely-cut foliage. Lilac-blue flowers bloom from June to August. Prefers well-drained soil.



Max Frei *Geranium sanguinem* 'Max Frei'

12-18" x 12" Sun/part shade Zone 3 #1 Pot

Dense mound of purple-pink flowers bloom from June to August. Dense mound of heavily lobed, dark green foliage turns crimson in fall. Prefers well-drained soil.



Rozanne *Geranium* x 'Rozanne' PP 12,175

18" x 18-24" Sun/part shade Zone 4 #1 Pot

From May through October, cup shaped, blue-violet flowers cover the sprawling mound of foliage. Leaves are green with chartreuse marbling. Does best in well-drained soil.



GEUM (AVENS)

Prairie Smoke *Geum triflorum*

8" x 10-12" Sun/part shade Zone 4 #1 Pot

Single pink flowers in June and July are followed by silky strands that create a gauzy effect, like smoke hovering above the ground. Best in moist, well-drained soil. Native.



HELENIUM (SNEEZEWEED)

Fuego

Helenium autumnale 'Fuego' PP 25,977

18-20" x 20-24"

Full Sun

Zone 3

#1 Pot

Flowers display gold to red rays with a brown center cone from July to September. Upright habit of green foliage. Easy to grow in moist, well-drained soil. Pest & disease resistant.



HELIOPSIS (FALSE SUNFLOWER)

Bleeding Hearts *Hel. helianthoides var. scabra 'Bleeding Hearts'*

40-45" x 24"

Sun/light shade

Zone 3

#1 Pot

New intense orange red flowers mature to golden orange w/ red centers. Blooms from July through September. Has deep bronze-green leaves and black flower stems.



Summer Sun

Heliopsis helianthoides 'Summer Sun'

36-48" x 36"

Sun/part shade

Zone 4

#1 Pot

Bright yellow, daisy-like flowers bloom on tall, upright stems from June to August and are attractive to butterflies. Foliage is green. Easy to grow.



*We grow many of our own trees and
perennials and try to locally source as much of
our product offering as we can.*



HEMEROCALLIS (DAYLILY)

Apricot Sparkles *Hemerocallis 'Apricot Sparkles' PP 13,223*

16-20" x 18-24" Sun/light shade Zone 3 #1 Pot

Ruffled, trumpet-shaped flowers are apricot with a yellow throat and everblooming from June through September. Long, narrow, green foliage forms a dense clump. Versatile.



Bela Lugosi *Hemerocallis 'Bela Lugosi'*

32" x 18-24" Sun/light shade Zone 3 #1 Pot

Deep purple flowers with a lime throat. One of the best purple daylilies available, blooming in June and July. Long, narrow, green foliage forms a dense clump. Versatile.



Blackthorne *Hemerocallis 'Blackthorne'*

24-26" x 18-24" Sun/part shade Zone 3 #1 Pot

Creamy, light yellow petals have a wine purple eye, matching ruffled edge, and chartreuse throat. Long bloom time makes this a favorite among pollinators.



Bodacious Returns *Hemerocallis 'Bodacious Returns'*

18-24" x 18" Sun/light shade Zone 3 #1 Pot

Large, trumpet-shaped, 7 inch, ruffled, diamond dusted gold flowers that rebloom all summer. Long, narrow, green foliage forms a dense clump. Versatile.



Chicago Apache *Hemerocallis 'Chicago Apache'*

26-28" x 20-24" Sun/light shade Zone 3 #1 Pot

Lightly ruffled flowers are deep scarlet with a green throat and measure about 5" across. Blooms in July and August. Long, narrow, green foliage forms a dense clump. Versatile.



Happy Returns *Hemerocallis 'Happy Returns'*

18" x 24" Sun/part shade Zone 3 #1 Pot

Fragrant, lemon yellow flowers continuously rebloom from June to August. Long, narrow, dark green foliage forms a compact clump. Drought tolerant.



Joan Senior *Hemerocallis 'Joan Senior'*

18" x 24" Sun/light shade Zone 3 #1 Pot

6" near white flowers with lime-green throats rebloom from May to July. Tolerates summer heat and humidity, as well as, drought.



HEMEROCALLIS (DAYLILY)

Little Grapette

Hemerocallis 'Little Grapette'

12-16" x 24"

Sun/light shade

Zone 3

#1 Pot

Grape purple flowers with a green throat measure 3 inches across and rebloom in June and July. Long, narrow, green foliage forms a dense clump. Versatile.



Mini Stella

Hemerocallis 'Mini Stella'

12-14" x 18"

Sun/light shade

Zone 3

#1 Pot

2 inch bright yellow flowers rebloom from May-September. Long, narrow, green foliage forms a compact clump. Versatile.



Pandora's Box

Hemerocallis 'Pandora's Box'

18" x 24"

Sun/light shade

Zone 3

#1 Pot

Flowers are cream with a purple eye that measure 4 inches across and rebloom from July to August. Long, narrow, green foliage forms a dense clump. Versatile.



Pardon Me

Hemerocallis 'Pardon Me'

18" x 24"

Sun/light shade

Zone 3

#1 Pot

Cranberry red flowers with a yellow-green throat are slightly fragrant and ruffled. Reblooms from July through August. Long, narrow, green foliage forms a dense clump. Versatile.



Purple D'Oro

Hemerocallis 'Purple D'Oro'

16" x 18"

Sun/light shade

Zone 3

#1 Pot

Purple flowers with yellow throat rebloom from June through September. Long, narrow, green foliage forms a dense clump. Versatile.



Red Volunteer

Hemerocallis 'Red Volunteer'

24-36" x 18-24"

Sun/part shade

Zone 3

#1 Pot

Rich red velvety flowers with a contrasting golden-yellow throat, blooms from July to August. Long, narrow, green foliage forms a dense clump. Versatile.



Rocket City

Hemerocallis 'Rocket City'

36" x 24-36"

Sun/part shade

Zone 3

#1 Pot

Orange flowers with a burnt orange center bloom from July to August. Long, narrow, green foliage forms a dense clump. Versatile.



HEMEROCALLIS (DAYLILY)

Rosy Returns

Hemerocallis 'Rosy Returns' PP 9,779

14-18" x 18"

Sun/part shade

Zone 3

#1 Pot

4 inch rose pink flowers with a yellow throat rebloom from June through September. Grass green foliage forms a compact clump. Drought tolerant.



Ruby Stella

Hemerocallis 'Ruby Stella' PPAF

12-15" x 15-18"

Sun/part shade

Zone 3

#1 Pot

Slightly fragrant, scarlet flowers rebloom from June through September. Long, narrow, green foliage forms a compact clump. Versatile.



Stella D'Oro

Hemerocallis 'Stella D'Oro'

11-15" x 18"

Sun/light shade

Zone 3

#1 Pot

3 inch, golden yellow flowers continuously rebloom from June through September. Compact clumps of long, narrow, green foliage. Very adaptable and drought tolerant.



Stella Supreme

Hemerocallis 'Stella Supreme'

14" x 18-20"

Sun/light shade

Zone 3

#1 Pot

3 inch, lemon yellow flowers have a citrus fragrance and rebloom from May to October. Long, narrow, green foliage forms a dense clump. Versatile.



HEUCHERA (CORAL BELLS)

Berry Smoothie

Heuchera x 'Berry Smoothie' PP 21,871

18-20" x 18-20"

Part sun/shade

Zone 4

#1 Pot

Round lobed foliage is rose-pink turning bronze-red and has a mounded growth habit. Small, bell-shaped ivory flowers bloom in June and are held above the foliage on wiry stems.



Caramel

Heuchera 'Caramel' PP 16,562

10-12" x 12-18"

Part sun

Zone 4

#1 Pot

Golden orange to apricot foliage forms a mound with upright stalks or small, light pink flowers in June and July. Heat and humidity tolerant.



HEUCHERA (CORAL BELLS)

Citronelle

Heuchera 'Citronelle' PP 17,934

10-12" x 12-14" Part sun/shade Zone 4 #1 Pot

Mounds of lime-yellow foliage with silvery undersides have cream colored flowers from May to July. Prefers rich, well-drained soil.



Crimson Curls

Heuchera 'Crimson Curls' PP 13,729

12-15" x 15-18" Part sun Zone 3 #1 Pot

Very ruffled, wide, purple foliage with small, white flowers from June through September. Forms a compact mound.



Fire Alarm

Heuchera 'Fire Alarm' PP 24,525

9" x 14" Part sun/shade Zone 4 #1 Pot

Foliage is bright red in spring and darkens to mahogany in summer. Pinkish-white flowers on red stems bloom June to August.



Frosted Violet

Heuchera 'Frosted Violet'

10-14" x 10-12" Sun/shade Zone 3 #1 Pot

Rounded, lobed, new leaves emerge pink-purple in spring, turning burgundy-violet. Light pink flowers appear above the foliage in June and July.



Midnight Rose

Heuchera 'Midnight Rose' PP 18,551

10" x 24" Part sun Zone 4 #1 Pot

Spreading mound of dark purple foliage with bright pink specks is topped with small, white flowers in spring.



Northern Exposure™ Amber

Heuchera 'TNHEUNE' PP 29,397

14-18" x 18-20" Part sun Zone 4 #1 Pot

Round amber leaves form a dense mound. Small, yellow flowers are held above the foliage in May and June. Prefers well-drained soil.



Northern Exposure™ Black

Heuchera 'TNHEUNEB' PP 30,583

10" x 24" Sun/Shade Zone 3 #1 Pot

Ruffled, maroon-black leaves with red undersides form a dense mound. Foliage remains fresh late into the season. Tall, dainty white flowers bloom from May to June.




HEUCHERA (CORAL BELLS)

Northern Exposure™ Lime *H. 'TNHEUNEL' PP 29,162*

16-20" x 18-24" Part sun Zone 4 #1 Pot

Round lime green leaves form a broad mound. Soft red flowers appear in early summer. Tolerates extreme temperatures and has good longevity in the landscape.



Northern Exposure™ Red *H. 'TNHEUNER' PP 29,420*

14-18" x 18-20" Part sun Zone 4 #1 Pot

Round dark red foliage forms a dense mound. Small, yellow flowers are held above the foliage in May and June. Prefers well-drained soil.



Obsidian *Heuchera x 'Obsidian' PP 14,836*

10" x 24" Part sun Zone 3 #1 Pot

Shiny, smooth, burgundy-black leaves form a low spreading mound. Small, white flowers are held above the foliage in May and June.



Palace Purple *Heuchera micrantha 'Palace Purple'*

18-24" x 24" Sun/shade Zone 3 #1 Pot

Ivy-like, deep mahogany-red foliage forms a large mound. Small white flowers bloom from May to June. Larger in leaf and stature, hardier, and more sun tolerant than others.



Paris *Heuchera x 'Paris' PP 18,881*

10-12" x 12-14" Part sun Zone 3 #1 Pot


Green foliage with silver overlay and deep rose pink flowers that bloom from May to July. Flowers are showier and stand out against the foliage.



Plum Pudding *Heuchera 'Plum Pudding'*

12" x 15" Part sun Zone 4 #1 Pot

Shiny, dark purple foliage with a silver overlay and small white flowers bloom in June and July. Forms an upright mound.



HEUCHERELLA (FOAMY BELLS)

Pink Revolution

Heucherella 'Pink Revolution' PP AF

16-20" x 12-14"

Part sun

Zone 4

#1 Pot

Deeply lobed, green foliage with burgundy veins topped with upright, bubblegum pink flower stalks in May and June. A prolific bloomer; prefers well-drained soil.



Solar Eclipse

Heucherella 'Solar Eclipse' PP 23,647

10-12" x 16-18"

Part sun

Zone 4

#1 Pot

Deeply scalloped, reddish-brown foliage with lime green border has a mounded growth habit. White flowers bloom from May to June. Prefers well-drained soil.



Stoplight

Heucherella 'Stoplight' PP 16,835

14-16" x 12"

Part sun

Zone 4

#1 Pot

Bright yellow leaves with beet red veins and form a low mound. Small white flowers on upright stalks bloom from May to June.



Tapestry

Heucherella 'Tapestry' PP 21,150

12-16" x 20"

Part sun/shade

Zone 4

#1 Pot

Mounded foliage is green with dark centers and a blue iridescence. Pink, upright flower stalks are held above foliage from May through August.



HIBISCUS (MALLOW)

Airbrush Effect

Hibiscus 'Airbrush Effect' PP 29,295

42-48" x 48-54"

Sun/part shade

Zone 4

#2 Pot

Flowers are vibrant pink with a salmon hue and a white halo around a dark red eye. Blooms July through September on an upright, mounded bush. Plant in moist, well-drained soil.



Cristi™

Hibiscus moscheutos 'Cocker' PP AF

48-72" x 36-48"

Full Sun

Zone 4

#2 Pot

Huge ruby red flowers bloom from August to September on a bushy, rounded form. Tolerant of urban conditions. Late to break bud, typically in June.



HIBISCUS (MALLOW)


Midnight Marvel *Hibiscus 'Midnight Marvel' PP 24,079*
 46-48" x 52-54" Full Sun Zone 4 #2 Pot

Deep wine-purple, maple-like foliage is combined with 8-9" scarlet red flowers from midsummer into early fall. Late to emerge in spring, but catch up quickly.



Moonshadow™ Morello *Hibiscus moscheutos 'G19163'*
 36-48" x 36-48" Full Sun/light shade Zone 4/5 #2 Pot

Huge raspberry-red and dark, purple-black foliage on a densely branched, compact plant. Emerges earlier than other hibiscus. Improved tolerance to Japanese Beetles.




Moonshadow™ Rosita *Hibiscus moscheutos 'G19164'*
 36-48" x 36-48" Full Sun/light shade Zone 4/5 #2 Pot

Rose-red centers spiral out along the veins of the broad pale pink petals. Dark mocha foliage emerges earlier than other hibiscus. Improved tolerance to Japanese Beetles.



Starry Starry Night *Hibiscus 'Starry Starry Night' PP 27,901*
 42-48" x 42-48" Full sun Zone 4 #2 Pot

Large, light pink flowers with dark pink veining. Blooms from July through September. Foliage is lobed and almost black in color.



Mass perennial plantings beautifully color the landscape.



HOSTA

Abiqua Drinking Gourd *Hosta 'Abiqua Drinking Gourd'*

16-18" x 24-36" Part sun/shade Zone 3 #1 Pot

Large, blue-green, cup-shaped foliage forms a spreading mound. White bell-shaped flowers on long stalks are held above the foliage in July. Best in rich, well-drained soil.



Albo Marginata *Hosta undulata 'Albo-marginata'*

15-18" x 30-36" Sun/shade Zone 3 #1 Pot

Slightly wavy foliage is green with thin white margins and forms a spreading mound. Lavender flowers bloom in August. Prefers rich, well-drained soil. More sun tolerant.



August Moon *Hosta 'August Moon'*

18-22" x 38-42" Sun/shade Zone 3 #1 Pot

Round, corrugated, yellow-gold foliage forms a wide-spreading mound. White flowers in July and August. Does best in rich, well-drained soil. More sun tolerant.



Aureo Marginata *Hosta fortunei 'Aureomarginata'*

24-30" x 36-48" Sun/shade Zone 4 #1 Pot

Large leaves are green with a broad gold margin and form a large mound. Violet flowers in July and August. Prefers best in rich, well-drained soil. More sun tolerant.



Autumn Frost *Hosta 'Autumn Frost' PP 23,224*

12-15" x 24" Part sun/shade Zone 3 #1 Pot

Foliage is frosty blue with wide, bright yellow margins that soften to creamy white during the summer and form a compact mound. Light lavender flowers bloom in July and Aug.



Big Daddy *Hosta 'Big Daddy'*

24-30" x 36" Part sun/shade Zone 3 #1 Pot

Large mass of thick, chalky blue leaves that become cupped and puckered when mature. Thick texture is more slug resistant. White, bell-shaped flowers appear in August.



Blue Angel *Hosta 'Blue Angel'*

28-36" x 36-48" Part sun/shade Zone 3 #1 Pot

Heavy textured, deep blue foliage forms a large, lush, spreading mound and tends to be more slug resistant. White flowers bloom in July.



HOSTA

Blue Mouse Ears *Hosta 'Blue Mouse Ears'*

8" x 12" Part sun/shade Zone 3 #1 Pot

Symmetrical mound of miniature, blue-green foliage that resembles mouse ears. Thick foliage resists slug damage. Lavender flowers bloom in July.



Blue Umbrella *Hosta 'Blue Umbrella'*

32-36" x 48-60" Part sun/shade Zone 3 #1 Pot

Forms a spreading mound of large, reverse cupped blue-green leaves. Pale lavender flowers appear in summer. Grown primarily for its beautiful foliage.



Curly Fries *Hosta 'Curly Fries'*

6" x 16" Sun/shade Zone 4 #1 Pot

Narrow, rippled chartreuse leaves form a small, arching mound. Lavender flowers stand above the foliage in mid-summer. Easy to grow and attracts butterflies.



Earth Angel *Hosta 'Earth Angel'*

30-36" x 40-48" Part sun/shade Zone 3 #1 Pot


Large, heart-shaped, blue-green foliage with cream colored margins that widen with age and often streak towards the midrib. Pale lavender flowers bloom in July.



Fire Island *Hosta 'Fire Island'*

18-24" x 24-36" Sun/shade Zone 4 #1 Pot


Forms a mound of brilliant yellow leaves with red stems and into the base of the leaf in spring, maturing to chartreuse in summer. Lavender flowers in June and July.



First Frost *Hosta 'First Frost'*

16-20" x 30-36" Part sun/shade Zone 3 #1 Pot


Rich blue-green, heart-shaped foliage with bright yellow margins that turn creamy white as it ages. Light lavender flowers appear mid-summer above the mounded foliage.



Forbidden Fruit *Hosta 'Forbidden Fruit' PP 24,001*

24-28" x 28-30" Part sun/shade Zone 3 #1 Pot

A mound of thick, blue-green leaves with yellow centers tend to be slug resistant. Lavender flowers bloom mid-summer.



HOSTA

Francee *Hosta 'Francee'*
24" x 36-40" Sun/shade Zone 3 #1 Pot

Heart shaped leaves are green with narrow white margins. Flowers are lavender and bloom in July. Has a mounded growth habit.




Frances Williams *Hosta 'Frances Williams'*
24-30" x 30-36" Part sun/shade Zone 3 #1 Pot

Large, blue-green leaves have a gold edge and form a large mound. White to pale lavender flowers bloom in June. Best in rich, well-drained soil.



Gold Standard *Hosta 'Gold Standard'*
16-20" x 24-36" Sun/shade Zone 3 #1 Pot

Heart shaped foliage is light green with dark green margins and forms a compact mound. Purple flowers appear above the leaves in July. Prefers well-drained soil.



Golden Tiara *Hosta 'Golden Tiara'*
8-14" x 24-30" Part sun/shade Zone 3 #1 Pot

Foliage is green with yellow margins and has a compact, mounded growth habit. Flowers are purple and bloom from June to July. Grows best in rich, well-drained soil.



Guacamole *Hosta 'Guacamole'*
18-24" x 26-32" Sun/shade Zone 3 #1 Pot

Gold-green foliage with a dark green margin, and fragrant, white to pale lavender flowers that bloom in August. Forms a large mound.



Halcyon Blue *Hosta 'Halcyon Blue'*
18-22" x 24-30" Part sun/shade Zone 3 #1 Pot

Small, chalky blue foliage is ribbed, heart-shaped and doesn't fade in the heat of summer; forms a dense mound. White to pale purple flowers bloom in July.



June *Hosta 'June'*
15-20" x 24-30" Part sun/shade Zone 3 #1 Pot

Dense mound of smooth, heart-shaped, blue-green leaves, irregularly splashed with bright yellow and greenish yellow in their centers. Lilac purple flowers bloom in July and August.



HOSTA

Jurassic Park

Hosta 'Jurassic Park'

36-40" x 68-72"

Part sun/shade

Zone 3

#1 Pot

Huge, dark green leaves are puckered and heavy textured forming a wide spreading mound. Pale lavender flowers bloom from July to August.



Krossa Regal

Hosta 'Krossa Regal'

28-36" x 32-42"

Sun/shade

Zone 3

#1 Pot

Blue gray foliage is arching, creating a vase-shaped form. Lavender flowers bloom in July. Prefers rich, well-drained soil.



Lakeside Paisley Print

Hosta 'Lakeside Paisley Print'


10-12" x 20-24"

Part sun/shade

Zone 3

#1 Pot

Distinct markings that resemble cream feathers placed on the center rib of the wavy-edged deep green, ruffled leaves. Lavender flowers bloom in July. Prefers well-drained soil.



Loyalist

Hosta 'Loyalist'

12-18" x 18-24"

Part sun/shade

Zone 2

#1 Pot

Leaves emerge with dark green margins and creamy yellow centers in spring and brighten to white in summer. Pale lavender flowers bloom mid-summer. AKA Reverse Patriot.



Patriot

Hosta 'Patriot'

18-24" x 24-36"

Sun/shade

Zone 4

#1 Pot

Dark green foliage with a wide white margin and violet flowers that bloom in July. Forms a tall mound and grows best in well-drained soil.



Paul's Glory

Hosta 'Paul's Glory'

24-26" x 36-48"

Part sun/shade

Zone 3

#1 Pot

Yellow foliage with blue-green streaked margins forms a spreading mound. In summer, the leaf centers turn near white and lavender blooms appear above the foliage.



Praying Hands

Hosta 'Praying Hands'

14-16" x 16-18"

Part sun/shade

Zone 3

#1 Pot

Large, blue-green, cup-shaped foliage forms a spreading mound. White bell-shaped flowers on long stalks are held above the foliage in July. Best in rich, well-drained soil.



HOSTA


Rainbow's End *Hosta 'Rainbow's End' PP 17,251*
 10-14" x 18-22" Part sun/shade Zone 3 #1 Pot

Shiny, bright yellow foliage with dark green margins. Yellow streaks brighten to creamy white in summer. Purple flowers on red stems bloom from July to August.



Rainforest Sunrise *Hosta 'Rainforest Sunrise'*
 8-10" x 16-18" Sun/shade Zone 3 #1 Pot

Bright gold leaves have dark green margins and form a dense mound. White to light lavender flowers bloom in July.



Regal Splendor *Hosta 'Regal Splendor'*
 30-36" x 36-48" Part sun/shade Zone 3 #1 Pot

Long, pointy, frosty blue-green foliage has a cream margin and an upright, vase shape. Tall, slender stalks of soft lavender, trumpet-shaped flowers bloom in July.




Royal Standard *Hosta 'Royal Standard'*
 16-24" x 32-42" Sun/shade Zone 3 #1 Pot

Bright to dark green foliage forms a spreading mound. Fragrant, white flowers bloom from August to October. Prefers rich, well-drained soil and is more tolerant of sun.



Stained Glass *Hosta 'Stained Glass'*
 15-20" x 36" Sun/shade Zone 4 #1 Pot

Puckered bright gold foliage has a dark green margin. Large, fragrant, near-white flowers bloom in July and August. Tolerates sun when planted in moist, well-drained soil.



Sum & Substance *Hosta 'Sum & Substance'*
 28-36" x 48-60" Sun/shade Zone 4 #1 Pot

Large, glossy yellow foliage with lavender flowers in July. Tolerates sun when planted in moist, well-drained soil.



Whirlwind *Hosta 'Whirlwind'*
 10-12" x 15" Part sun/shade Zone 3 #1 Pot

Forms attractive, dense mounds of ovate to heart-shaped, twisted and pointed, creamy white to lime green leaves with broad dark green margins. Lavender flowers appear in July.



HOSTA

Wide Brim

Hosta 'Wide Brim'

16-22" x 28-36"

Part sun/shade

Zone 3

#1 Pot

Broad, heart-shaped blue green leaves with a wide creamy yellow margin create a lush mound of heavily puckered foliage. Spikes of pale lavender flowers appear in July.



Sun Tolerant Hostas

Albo Marginata	Guacamole
August Moon	Krossa Regal
Aureo Marginata	Patriot
Curly Fries	Rainforest Sunrise
Fire Island	Royal Standard
Francee	Stained Glass
Gold Standard	Sum & Substance



IRIS GERMANICA (BEARDED IRIS)

Batik

Iris germanica 'Batik'

24-30" x 12-18" Sun/part shade Zone 4 #1 Pot

Royal purple blooms with irregular white spatters and streaks in late spring are held upright above green, sword-like foliage. Drought tolerant and deer resistant.



Breakers

Iris germanica 'Breakers'

24-36" x 18-24" Sun/part shade Zone 3 #1 Pot

Large, ruffled medium to deep blue flowers in June and a rebloom in the fall. Sword-like leaves remain green throughout the season. Deer resistant. Best in well-drained soil.



Immortality

Iris germanica 'Immortality'

28-30" x 18-24" Sun/part shade Zone 3 #1 Pot

Ruffled, pure white flowers rebloom from June to July. Blue-green to green foliage has an upright, clumping growth habit. Does best in well-drained soil.




Neptune's Wine

Iris germanica 'Neptune's Wine'

36-40" x 24-30" Sun/part shade Zone 3 #1 Pot

Large, velvety, dark red flowers with gold accents bloom on tall, sturdy stems make this a great cut flower. Deer and rabbit resistant; attracts butterflies.




Peggy Sue

Iris germanica 'Peggy Sue'

32-36" x 18-24" Sun/part shade Zone 3 #1 Pot

Ruffled, light pink flowers with mandarin orange beards are fragrant and bloom in June with a rebloom in the fall. Prefers well-drained soil.



Savannah Sunset

Iris germanica 'Savannah Sunset'

36-38" x 18-24" Sun/part shade Zone 4 #1 Pot

Intense orange flowers with prominent tangerine beards have an exceptionally long bloom time, May through July. Upright, clump forming blue-green to green foliage.



That's All Folks

Iris germanica 'That's All Folks'

36-42" x 18-24" Sun/part shade Zone 3 #1 Pot

Large, bright golden flowers with a white splash on the ruffled falls. Long blooming from June through July. Deer resistant. Prefers well-drained soil.



IRIS PALLIDA (VARIEGATED IRIS)

Variegata

Iris pallida 'Variegata'

20-30" x 18-24"

Sun/part shade

Zone 4

#1 Pot

Variegated blue-green and cream foliage with fragrant, lavender-blue flowers that bloom from June to July. Prefers well-drained soil.



IRIS SIBERICA (SIBERIAN IRIS)

Butter and Sugar

Iris sibirica 'Butter and Sugar'

28" x 18-24"

Sun/light shade

Zone 3

#1 Pot

White flowers with yellow falls bloom from June to July. Blue-green, lanceolate foliage has an upright growth habit and maintains its quality after flowering. Prefers moist soil.



Caesar's Brother

Iris sibirica 'Caesar's Brother'

28-36" x 24"

Sun/part shade

Zone 3

#1 Pot

Rich violet-blue flowers with yellow accents bloom in June. Slender, sword-like foliage is blue-green and grows in an upright clump. Prefers consistently moist or boggy soil.



Miss Apple

Iris sibirica 'Miss Apple'

24-30" x 18-24"

Sun/part shade

Zone 3

#1 Pot

From the Peacock Butterfly™ series. Violet red falls with embroidered gold centers and lavender violet standards. Heavy producer of delightfully fragrant blooms from June to July.



IRIS VERSICOLOR (BLUE FLAG IRIS)

Blue Flag

Iris versicolor

28-36" x 24"

Sun/part shade

Zone 3

#1 Pot

Bluish purple flowers with yellow accents bloom in June. Prefers consistently moist soil, often used in rain gardens and wetland restoration. Native.



LEUCANTHEMUM (SHASTA DAISY)

Banana Cream

Leucanthemum superbum 'Banana Cream'

15-18" x 15-18"

Sun/part shade

Zone 4

#1 Pot

Compact clump of dark green, disease resistant foliage is topped with daisy-like blooms from June through August. Flowers are lemon yellow with a gold eye.



Becky

Leucanthemum x superbum 'Becky'

36" x 18-24"

Sun/part shade

Zone 4

#1 Pot

Dark green, toothed foliage forms an upright mound and is covered with daisy-like flowers from June through September. Flowers are white with a yellow cone center.



Snowcap

Leucanthemum x superbum 'Snowcap'

10-14" x 12-15"

Sun/light shade

Zone 4

#1 Pot

Dwarf mound of dark green foliage is topped with white blooms with a yellow cone center in June and July. Prefers fertile, well-drained soil.



LIATRIS (GAYFEATHER)

Floristan Violet

Liatris spicata 'Floristan Violet'

30-36" x 18"

Full sun

Zone 3

#1 Pot

Long, rosy-purple flower spikes bloom from June through September. Taller than Kobold. Drought and heat tolerant.



Floristan White

Liatris spicata 'Floristan White'

36" x 20-24"

Full Sun

Zone 3

#1 Pot

Tall, feathery, white flower spikes bloom from June to September. Attractive grassy tufts of green foliage grows in an upright clump. Heat and drought tolerant.



Kobold

Liatris spicata 'Kobold'

18-24" x 18"

Full Sun

Zone 3

#1 Pot

Tall feathery stalks of lilac-purple bloom atop attractive grassy green tufts of foliage from July through September. Attracts butterflies and is heat and drought tolerant.



LIGULARIA (LEOPARD PLANT)

Britt Marie Crawford *Ligularia dentata 'Britt Marie Crawford'*

36-48" x 24-36" Part sun Zone 4 #1 Pot

Daisy-like flowers are golden orange and bloom in August and September. Toothed, chocolate-maroon colored foliage forms a large clumping mound. Thrives in cool, moist sites.



Desdemona *Ligularia dentata 'Desdemona'*

36-42" x 24-30" Sun/shade Zone 4 #1 Pot

Grown for its dark colored foliage and its orange, daisy-like flowers. Features huge, leathery, toothed, heart-shaped, leaves that are bronze-green on top and purplish beneath.



Little Rocket *Ligularia stenocephala 'Little Rocket' PP 14,621*

36-48" x 24" Part sun Zone 4 #1 Pot

Bright yellow flower spikes grow on tall stalks in June and July. Large, bronze green, serrated foliage is very coarse textured and forms a mounded clump. Best in cool, moist sites.



Othello *Ligularia dentata 'Othello'*

36-42" x 24-30" Sun/shade Zone 4 #1 Pot

Large, bronze-green leaves have purple undersides and stems and form a mounded clump. Yellow-orange, daisy-like flowers bloom from August to Sept. Prefers moist soil.



The Rocket *Ligularia stenocephala 'The Rocket'*

48-60" x 36-48" Sun/part shade Zone 4 #1 Pot

Tall, yellow flower spikes bloom in June and July. Huge, toothed, light green leaves have purple stems and are 12 inches across. Thrives in cool, moist sites.



LILIUM ASIATIC (ASIATIC LILY)

Tiny Bee

Lilium asiatic 'Tiny Bee' PP 16,255

12-14" x 12-14"

Sun/part shade

Zone 3

#1 Pot

Yellow, trumpet shaped flowers bloom in June and July. Upright clump of narrow, sword-like, green foliage. Very hardy, needs no staking, and easy to grow in well-drained soil.



Tiny Ghost

Lilium asiatic 'Tiny Ghost' PP 16,161


12-14" x 12-14"

Sun/part shade

Zone 3

#1 Pot

Burgundy, trumpet shaped flowers bloom in June and July. Upright clump of narrow, sword-like, green foliage. Very hardy, needs no staking, and does well in well-drained soil.



Tiny Ink

Lilium asiatic 'Tiny Ink' PPAF

14-16" x 10-12"

Sun/part shade

Zone 3

#1 Pot

Red petals with burgundy centers bloom in June and July. Upright clump of narrow, sword-like, green foliage. Very hardy, needs no staking, and does well in well-drained soil.



Tiny Invader

Lilium asiatic 'Tiny Invader' PP 17,618

12-14" x 10-12"

Sun/part shade

Zone 3

#1 Pot

Flowers are bright orange with purple freckles and bloom in June and July. Upright clump of narrow, sword-like, green foliage. Needs no staking; prefers moist, well-drained soil.



Tiny Pearl

Lilium asiatic 'Tiny Pearl' PP 22,874


14-16" x 10-12"

Sun/part shade

Zone 3

#1 Pot

Rich pink, trumpet shaped flowers bloom in June and July. Upright clump of narrow, sword-like, green foliage. Very hardy, needs no staking, and does well in well-drained soil.



Tiny Rocket

Lilium asiatic 'Tiny Rocket' PPAF

14-16" x 10-12"

Sun/part shade

Zone 3

#1 Pot

Dark red, trumpet shaped flowers bloom in June and July. Upright clump of narrow, sword-like, green foliage. Very hardy, needs no staking, and prefers moist, well-drained soil.



LILIUM LANCIFOLIA (TIGER LILY)

Splendens

Lilium lancifolium 'Splendens'

32-48" x 9-12"

Sun/part shade

Zone 3

#1 Pot

Showy, reddish orange flowers with black spots bloom from August through September. Green, lance-shaped foliage grows in an upright form. Grows best in well-drained soil.



LILIUM ORIENTALIS (ORIENTAL LILY)

Casa Blanca

Lilium 'Casa Blanca'

32-40" x 12"

Sun/part shade

Zone 4

#1 Pot

Large white flowers are very fragrant in July and August. Green, sword-like foliage is wider than Asiatic hybrids. Prefers moist, well-drained soil.



Stargazer

Lilium 'Stargazer'

24-32" x 24"

Sun/part shade

Zone 2

#1 Pot

Heavily perfumed, large, bright pink flowers have white margins and dark spotting; blooms midsummer. Green foliage is wide and sword-like. Prefers moist, well-drained soil.



LOBELIA

Cardinal Flower

Lobelia cardinalis

36-48" x 24-36"

Part sun

Zone 3

#1 Pot

Tall, scarlet red flowers bloom from June to August and attract hummingbirds. Green foliage has an upright growth habit. Tolerates wet sites. Native.



Great Blue

Lobelia siphilitica 'Great Blue'

24-36" x 24-36"

Part sun

Zone 3

#1 Pot

Tall blue flower spikes are long blooming from July to September and attract hummingbirds. Mounded, bright green foliage thrives in moist, well-drained soil. Native.



LUPINUS (LUPINE)

Staircase™ Blue *Lupinus polyphyllus 'Staircase Blue'*
 18-24" x 18-24" Full sun Zone 4 #1 Pot

Dense, lavender-blue flower spikes stand upright from May to June above bushy, bright green foliage. It has a compact, upright habit. Prefers slightly acidic, well-drained soil.



Staircase™ Red *Lupinus polyphyllus 'Staircase Red'*
 18-24" x 18-24" Full sun Zone 4 #1 Pot

Large spikes of red, pea-like flowers bloom from May to June. Bright green, whorled foliage grows in compact, upright clumps. Prefers slightly acidic, well-drained soil.



MONARDA (BEE BALM)

Coral Reef *Monarda didyma 'Coral Reef'*
 36-48" x 24-36" Full Sun Zone 3 #1 Pot

Coral pink flowers bloom from July to September. Dark green foliage is fragrant when crushed and is resistant to powdery mildew. Attractive to bees & hummingbirds.



Fireball *Monarda didyma 'Fireball' PP 14,235*
 15-18" x 15-18" Sun/part shade Zone 4 #1 Pot

Dense, ball shaped, ruby red flowers in July and August attract bees and hummingbirds. Dark green, mint-scented foliage is mildew resistant. Prefers moist, well-drained soil.



Grand Mum *Monarda didyma 'Grand Mum'*
 15-18" x 16-20" Sun/part shade Zone 3 #1 Pot

Light mauve-pink, mum-like flowers bloom on top of short, mildew resistant foliage from July to August. Upright, rounded form with dark green, mint-scented leaves.



Grape Gumball *Monarda 'Grape Gumball' PP 27,498*
 20-24" x 18-24" Sun/part shade Zone 4 #1 Pot

A dome of vibrant magenta-purple flowers emerge in July and bloom into September. The dark green foliage has good resistance to powdery mildew and forms an upright clump.



MONARDA (BEE BALM)

Raspberry Wine *Monarda didyma 'Raspberry Wine'*

30-36" x 24-30" Sun/part shade Zone 4 #1 Pot

Wine red flowers adorn the upright, dark green foliage from July to September and attract bees and hummingbirds. Leaves are very fragrant when crushed.



NEPETA (CATMINT)

Cat's Pajamas *Nepeta 'Cat's Pajamas' PP 31,127*

12-14" x 18-20" Full Sun Zone 3 #1 Pot

Indigo-blue flower spikes on a dense mound bloom from May to July. Green, mint-scented foliage is disease and pest resistant. Drought tolerant.



Junior Walker *Nepeta x faassenii 'Junior Walker' PP 23,074*

14-16" x 24-30" Sun/light shade Zone 4 #1 Pot

Scented, soft gray-green foliage with lavender-blue flower spikes from June to September. A favorite of bees and butterflies. Drought tolerant.



Walker's Low *Nepeta x faassenii 'Walker's Low'*

24-26" x 24-30" Sun/light shade Zone 4 #1 Pot

Lavender-blue flower spikes bloom from June through September. Mint-scented, soft gray-green foliage has an upright, mounded growth habit. Drought tolerant.




OENOTHERA (EVENING PRIMROSE)

Ozark Sundrops *Oenothera missouriensis*

10-12" x 18-24" Sun/part shade Zone 4 #1 Pot


Large, cup shaped, bright yellow flowers bloom from June through September followed by showy seed pods. Glossy, dark green foliage forms a low spreading mound. Heat and drought tolerant. Native.



Siskiyou Pink *Oenothera speciosa 'Siskiyou'*

8-10" x 18-24" Sun/part shade Zone 4 #1 Pot

Saucer-shaped, light pink flowers adorned with a white center and greenish-yellow throat rise above rosettes of narrow, serrated, green leaves. Its drought tolerance and spreading habit make it perfect for rock gardens.



PAEONIA (PEONY)

Bartzella™ Itoh *Paeonia (Itoh) 'Bartzella'*

30-36" x 30-36" Sun/light shade Zone 4 #5 Pot

Very large, fragrant, bright yellow double blossoms with a slight red center stand above the lush, disease resistant, dark green foliage. Forms a sturdy clump that doesn't need cage.



Cora Louise Itoh *Paeonia (Itoh) x 'Cora Louise'*

30-36" x 36-42" Sun/light shade Zone 4 #5 Pot


Large, semi-double flowers are white with a dark lavender center and are lightly fragrant. Green, toothed foliage grows in a bushy mound. Sturdy stems require no staking.



Coral Charm *Paeonia x 'Coral Charm'*

28-36" x 24-30" Sun/light shade Zone 3 #2 Pot

Semi-double flowers have a unique coral-peach color and bloom from May to June. Forms a mounded clump of glossy, deep green foliage. Best in rich, well-drained soil.



Duchesse de Nemours *P. lactiflora 'Duchesse de Nemours'*

32-38" x 30-36" Sun/light shade Zone 3 #2 Pot

Large and fragrant, the double white flowers have a yellow center and bloom in May. Forms a glossy green, rounded mound. Prefers rich, well-drained soil.



Julia Rose Itoh *Paeonia (Itoh) 'Julia Rose'*

24-36" x 24-36" Sun/light shade Zone 4 #5 Pot


From May to June, large double, soft apricot blooms with red-purple tips and a yellow center cover the rounded, sturdy form. Dark green foliage stays clean all summer.



Kansas *Paeonia x 'Kansas'*

18-24" x 30" Sun/light shade Zone 4 #2 Pot


Double, dark pink to red flowers bloom in May and June. Shorter in stature with an upright, mounded growth habit and glossy green foliage. Best in rich, well-drained soil.



Karl Rosenfield *Paeonia lactiflora 'Karl Rosenfield'*

32-38" x 30-36" Sun/light shade Zone 2 #2 Pot

Very large, fragrant, double dark ruby red flowers bloom in May and June. Glossy green foliage forms a rounded, upright mound. Prefers rich, well-drained soil.



PAEONIA (PEONY)

Keiko™ Itoh

Paeonia (Itoh) × Pink Double Dandy


24-30" x 24-30"

Sun/part shade

Zone 4

#5 Pot

Large, lightly fragrant flowers on strong stems above a compact mound of dark green foliage. Dark lavender-pink petals mature to soft pink, revealing a cluster of yellow stamens.



Red Charm

Paeonia × 'Red Charm'

36" x 24-36"

Sun/light shade

Zone 3

#2 Pot

Double, deep red flowers in late May have a spicy-sweet fragrance. Glossy green foliage form a sturdy mound. One of the earliest bloomers. Prefers rich, well-drained soil.



Sarah Bernhardt

Paeonia lactiflora 'Sarah Bernhardt'

32-36" x 30-36"

Sun/light shade

Zone 3

#2 Pot

Large and fragrant flowers are a double soft pink with silver tipped petals in June. Glossy green foliage forms an upright mound. Grows best in rich, well-drained soil.



Singing in the Rain Itoh *Paeonia (Itoh) × 'Singing in the Rain'*

24-36" x 36-48"

Sun/part shade

Zone 4

#5 Pot

Creamy yellow, semi-double spring blooms become flushed with salmon coloring as they mature. Forms a lush mound of dark green foliage.



PENSTEMON (BEARDTONGUE)

Dakota™ Burgundy

Penstemon digitalis 'TNPENDB' PP 30,569


#1 Pot

12-20" x 16-20"

Full sun

Zone 3

Lavender flowers have a tubular shape that hummingbirds love. Dark purple foliage on a compact, upright form.



Dark Towers

Penstemon 'Dark Towers' PP 20,013

24-36" x 24-30"

Full Sun

Zone 3

#1 Pot

Tubular flowers of pale pink bloom from June to July. Foliage is burgundy-purple colored and has an upright growth habit. Prefers moist, well-drained soil.



PEROVSKIA (RUSSIAN SAGE)

Blue Jean Baby *Per. atriplicifolia 'Blue Jean Baby'* PP 29,281

32" x 36"

Full Sun

Zone 4

#1 Pot

Lavender-blue, feathery flowers bloom midsummer into fall. One of the earliest Perovskia to bloom. Very fragrant stems and foliage. Deer resistant; tolerates hot and dry sites.



Little Spire *Perovskia 'Little Spire'* PP 11,643

26-30" x 18-20"

Full Sun

Zone 4

#1 Pot

Upright clump of gray-green foliage with purple-blue flower spikes from July through September. Grows best in well-drained soil; heat and drought tolerant.



Russian Sage *Perovskia atriplicifolia*

36-48" x 28-36"

Full Sun

Zone 4

#1 Pot

Lavender-blue flower spikes bloom from July to September. Coarsely toothed, silver-green foliage grows in an upright clump. Prefers well-drained soil; heat and drought tolerant.



*Did you know that we can custom order
natives and perennials in smaller sizes?
If you need something not listed in our
catalog, just give us a call!*



PHLOX DIVARICATA (WOODLAND PHLOX)

Blue Moon

Phlox divaricata 'Blue Moon'

10-14" x 12-18"

Part sun/shade

Zone 4

#1 Pot

Low mound, spreading habit with masses of star-like, clear violet-blue flowers all spring and deep green, semi-evergreen foliage. Great for woodlands or shady sites. Native.



PHLOX PANICULATA (GARDEN PHLOX)

Bubblegum Pink

Phlox paniculata 'DITOFRA' PP 21,171

18-24" x 18-24"

Full Sun

Zone 3

#1 Pot

Fragrant, bright pink, star-shaped flowers bloom from July to September and grow in clusters above the green lanceolate leaves. Disease resistant.

FIRST EDITIONS
LAURENCE & TERRY



Coral Crème Drop

P. paniculata 'DITOMDRE' PP 20,907

18-24" x 18-24"

Full Sun

Zone 3

#1 Pot

Rosy coral flowers w/a deep pink eye, grow in clusters and bloom July to August. Disease resistant, green foliage grows in an upright clump. Prefers well-drained soil.

FIRST EDITIONS
LAURENCE & TERRY



Coral Flame®

Phlox paniculata 'Barsixtytwo' PP22,234

14-16" x 12-18"

Full Sun

Zone 3

#1 Pot

Fragrant, coral-red flowers bloom from July through September. Green foliage is mildew resistant and has an upright, compact form.



Cotton Candy

Phlox paniculata 'DITOMFAV' PP 21,369

18-24" x 18-24"


Full Sun

Zone 3

#1 Pot

Fragrant, light pink flowers with darker eye bloom from July to Sept. Disease resistant foliage is deep green and grows in an upright clump. Prefers well-drained soil.

FIRST EDITIONS
LAURENCE & TERRY



Grape Lollipop

Phlox paniculata 'DITOMSUR' PP 21,109

18-24" x 18-24"

Full Sun

Zone 3

#1 Pot

Fragrant, purple star-shaped flowers with a white flare at the ends of the stems bloom from July to September. Disease resistant, green foliage. Prefers well-drained soil.

FIRST EDITIONS
LAURENCE & TERRY



PHLOX PANICULATA (GARDEN PHLOX)

Pink Flame® *Phlox paniculata* 'Bartwelve' PP 11,804
12" x 12" Sun/part shade Zone 4 #1 Pot

Large clusters of dark pink flowers with a red eye bloom in July and August. Upright, dwarf form with green foliage. Does best in well-drained soil.



Purple Flame® *Phlox paniculata* 'Barfourteen' PP 12,605
12-16" x 12" Full Sun Zone 3 #1 Pot

Purple-pink flowers have a dark purple eye and bloom in July and August. Upright, dwarf form with green foliage. Prefers moist, well-drained soil.



Red Flame® *Phlox paniculata* 'Flame Red'
15-18" x 18" Sun/part shade Zone 4 #1 Pot

Large flower clusters are bright red with a darker red eye and bloom in July and August. Upright clump of green foliage is shorter in stature. Prefers moist, well-drained soil.



White Flame® *Phlox paniculata* 'Flame White'
15-18" x 18" Sun/part shade Zone 4 #1 Pot

Large, white flower clusters bloom in July and August. Green foliage grows in an upright clump that is shorter in stature. Prefers moist, well-drained soil.



PHLOX SUBULATA (CREEPING PHLOX)

Emerald Blue *Phlox subulata* 'Emerald Blue'
4-6" x 18" Full Sun Zone 2 #1 Pot

Small, star-shaped, light blue flowers cover mats of needle-like, glossy evergreen foliage in April and May. Very cold hardy groundcover that prefers well-drained soil.



Emerald Pink *Phlox subulata* 'Emerald Pink'
4-6" x 12-15" Full Sun Zone 2 #1 Pot

Small, star-shaped, dark pink flowers cover mats of needle-like, glossy evergreen foliage in April and May. Makes an excellent groundcover and prefers well-drained soil.



Snowflake *Phlox subulata* 'Snowflake'
6" x 12-18" Full Sun Zone 2 #1 Pot

Small, star-shaped, pure white flowers cover mats of needle-like, glossy evergreen foliage in April and May. Makes an excellent groundcover and prefers well-drained soil.



PHYSOSTEGIA (OBEDIENT PLANT)

Crystal Peak White *Physostegia virginiana* 'Crystal Peak White'

14-18" x 18-24" Sun/part shade Zone 3 #1 Pot

White flower spires bloom from July to September. Dark green, deeply toothed foliage grows in an upright, compact mound. Tolerates wet sites.



POLEMONIUM (JACOB'S LADDER)

Stairway to Heaven

Polemonium reptans 'Stairway to Heaven' PP 15,187

#1 Pot

12-18" x 12-15" Sun/part shade Zone 4

Long foliage is variegated green and cream and forms a ladder-like arrangement. Upright stems support drooping flower clusters of violet-blue in May and June.



PULMONARIA (LUNGWORT)

Raspberry Splash *Pul. longifolia* 'Raspberry Splash' PP 12,138

12" x 24" Part sun/shade Zone 3 #1 Pot

Forms a low growing mound of narrow, upright, green leaves with silver spotting. Bell-shapes, raspberry pink flowers bloom in spring. Prefers rich, well-drained soil.



Trevi Fountain *Pulmonaria* 'Trevi Fountain' PP 13,047

8-12" x 18-24" Part sun/shade Zone 4 #1 Pot

Small, cobalt blue flowers bloom in April and May. Foliage is blue-green with silver spotting and grows in a mounded clump. Best in well-drained soil.



American Gold Rush *Rud. 'American Gold Rush' PP 28,498*

18-24" x 24-30" Full Sun Zone 3 #1 Pot

Daisy-like golden-yellow flowers with black centers continuously bloom from July through September. Rough, green foliage is fungus and leaf spot resistant even in wet sites.



Goldsturm *Rudbeckia fulgida 'Goldsturm'*

22-26" x 18-24" Full Sun Zone 3 #1 Pot

Green, rough textured foliage has an upright habit and is topped with golden yellow, daisy-like flowers with a black cone from July through Sept. Heat and drought tolerant.



Little Goldstar *Rud. fulgida var. sullivantii 'Little Goldstar'*

14-16" x 14-16" Sun/light shade Zone 4 #1 Pot

A profusion of golden-yellow, starburst shaped flowers bloom from July to September. A dwarf variety with a compact habit and rich green foliage. Heat and drought tolerant.



Viette's Little Suzy *Rudbeckia fulgida 'Viette's Little Suzy'*

12-14" x 12" Full Sun Zone 3 #1 Pot

Daisy-like, golden-yellow flowers bloom from July to September. This dwarf variety has a compact habit and rough, green foliage. Heat and drought tolerant.



For your convenience, we can arrange to have materials delivered directly to your job site. Call us for quotes and scheduling. Same day delivery available.



SALVIA (SAGE)

Blue Hill

Salvia nemerosa 'Blue Hill'

18" x 24"

Full Sun

Zone 3

#1 Pot

Sky blue flower spikes in June and July will rebloom if dead-headed. Blue-green foliage has a mounded growth habit. Attracts butterflies and prefers well-drained soil.



Blue Marvel

Salvia nemerosa 'Blue Marvel' PP 27,018

12-14" x 15-18"

Full Sun

Zone 4

#1 Pot

Large, deep blue flower spikes rebloom May through August. Forms a compact mound of gray-green foliage. Prefers well-drained soil and is somewhat drought tolerant.



Caradonna

Salvia nemerosa 'Caradonna'

24-30" x 24-30"

Full Sun

Zone 3

#1 Pot

Violet blue flowers bloom on dark purple stems from June to July, reblooming when deadheaded. Blue-green foliage has an upright growth habit. Best in well-drained soil.



May Night

Salvia nemerosa 'Mainacht'

18" x 24"

Full Sun

Zone 3

#1 Pot

Spreading mound of dark green foliage that is topped with royal purple flower spikes in June and July. Will rebloom if deadheaded. Prefers well-drained soil.



Rose Marvel

Salvia nemerosa 'Rose Marvel' PP 30,118

12" x 12"

Full Sun

Zone 4

#1 Pot

Large, deep rose-pink flower spikes in May and June. Replaces 'Sensation Rose.' Green foliage is fragrant and grows in an upright mound. Prefers well-drained soil.



Mass perennial plantings beautifully color the landscape.

SEDUM (STONECROP)

Atlantis™

Sedum takesimensis 'Nonsitnal' PP 27,454

4-6" x 10-12"

Full sun

Zone 4

#1 Pot

Low growing clump of variegated foliage. Leaves are dark green with creamy-yellow margins. Yellow flowers bloom from July through September.



Autumn Fire

Sedum spectabile 'Autumn Fire'

24" x 18-24"

Full sun

Zone 3

#1 Pot

Improved form of 'Autumn Joy' that has larger flower heads and is longer blooming. The flat heads of rose-pink flowers appear in late summer. Drought tolerant.



Autumn Joy

Sedum 'Herbstfreude'

18" x 18"

Full Sun

Zone 3

#1 Pot

Pink flowers bloom from August through September and turn a rusty bronze color as they age. Gray-green succulent foliage has an upright habit. Heat and drought tolerant.



Class Act

Sedum 'Class Act'

14-18" x 12-16"

Full Sun

Zone 4

#1 Pot

Full heads of stunning rose-pink flowers adorn this compact, upright sedum from July through August. Sturdy, dark pink stems bear succulent green foliage. Well-drained soil.



Dazzleberry

Sedum 'Dazzleberry'

6-8" x 18"

Sun/part shade

Zone 4

#1 Pot

Bright raspberry pink flowers bloom in July and August. Compact, low growing variety with smoky blue-gray foliage that turns purple as it ages. Prefers well-drained soil.



Dream Dazzler

Sedum x 'Dream Dazzler' PP 31,227

8-12" x 15-18"

Full sun

Zone 3

#1 Pot

Mounds of deep purple foliage with hot pink margins and magenta pink flowers from August through September. Drought tolerant.



Firecracker

Sedum 'Firecracker' PP 26,595

6-8" x 18"

Sun/part shade

Zone 4

#1 Pot

Burgundy red foliage opens with a hint of mint green and is topped with pink flowers from August through September. Forms a low growing mat. Drought tolerant.



SEDUM (STONECROP)

Frosted Fire

Sedum 'Frosted Fire'

12-15" x 18"

Full Sun

Zone 3

#1 Pot

Variegated leaves are light green with creamy yellow, serrated margins and form a dense mound. Rosy pink flower clusters bloom from August to September. Drought tolerant.



Kay's Little Joy

Sedum x 'Kay's Little Joy'

8-10" x 10-12"

Full Sun

Zone 4

#1 Pot

Light gray green foliage is shorter, forming a compact mound topped with soft pink flowers from July through September. Very disease-resistant and drought tolerant.



Lime Zinger

Sedum 'Lime Zinger' PP 24,632

4-6" x 18"

Full Sun

Zone 4

#1 Pot

Large pink flower clusters bloom in August and September. Apple green foliage has a red edge and forms a compact mat. Drought tolerant.



Neon

Sedum spectabile 'Neon'

24" x 12-15"

Sun/part shade

Zone 3

#1 Pot

Bright rose flower clusters bloom from August to September and attracts bees and butterflies. Large green succulent foliage has an upright habit. Drought tolerant.



Night Embers

Sedum 'Night Embers' PP 29,211

24-26" x 24-26"

Sun/part shade

Zone 3

#1 Pot

Dark, purple-black succulent foliage is topped with mauve-pink flower clusters from August through September. Has an upright, vase-shaped form. Drought tolerant.



*Send us your email
and we will send you deals!*

SEMPERVIVUM (HENS AND CHICKS)

Black

Sempervivum 'Black'

4-6" x 6-12"

Sun/light shade

Zone 3

#1 Pot

Bright green foliage with dark burgundy tips that darken to purplish-bronze in fall. Starry, white flowers on thick stalks in summer. A drought tolerant, mat-forming groundcover.



Ruby Heart

Sempervivum 'Ruby Heart'


3-4" x 8-10"

Sun/light shade

Zone 3

#1 Pot

Rosettes of sharply pointed, silvery blue to blue-green leaves are flushed rosy red at the base. Purple-pink flowers are held aloft on short, leafy stalks in mid-summer. Drought tolerant.



SOLIDAGO (GOLDENROD)

Little Lemon

Solidago 'Dansolitem' PP 17,297

12-14" x 16-12"

Full sun

Zone 4

#1 Pot

One of the most compact goldenrods with light yellow flowers in July and August. Low maintenance, drought tolerant and deer resistant. Attracts pollinators.



STACHYS (LAMB'S EAR)

Helene Von Stein

Stachys 'Helene Von Stein'

10-12" x 12-24"

Full Sun

Zone 4

#1 Pot

Soft, wooly, silvery white leaves resemble a lamb's ear. Purple flowers appear sporadically in whorls on hairy spikes. Forms a low growing mound and prefers well-drained soil.



Hummelo

Stachys officinalis 'Hummelo'


18-24" x 18-24"

Sun/light shade

Zone 4

#1 Pot

Lavender-rose flower spikes bloom from June to August. Forms a mounded clump of long, narrow, coarsely textured, green foliage. Prefers well-drained soil.



TIARELLA (FOAMFLOWER)

Spring Symphony *Tiarella 'Spring Symphony'* PP 12,397

8-10" x 8-10"

Part sun/shade

Zone 3

#1 Pot

Lightly fragrant, pale pink flowers bloom from May to July. Deeply cut foliage is green with deep blush marks and forms a compact mound. Prefers moist, well-drained soil.



VERONICA (SPEEDWELL)

First Lady *Veronica longifolia 'Alllady'* PP 23,271

16-20" x 18"

Sun/part shade

Zone 4

#1 Pot

White flower spikes emerge from bright green foliage. Compact grower with long-blooming flowers that attract butterflies and hummingbirds. Deer resistant and drought tolerant.



First Love *Veronica longifolia 'Allove'* PP 21,478

10-15" x 18-20"

Sun/part shade

Zone 4

#1 Pot

Pinkish-red flower spikes bloom from June to August, re-blooming when deadheaded. Upright, compact mound of dark green foliage. Prefers moist, well-drained soil.



Royal Candles *Veronica 'Royal Candles'* PP 18,432

12-15" x 10-15"

Full Sun

Zone 3

#1 Pot

Deep violet-blue flower spikes bloom from June through August. Disease resistant, green foliage has an upright habit. Prefers moist, well-drained soil.



Sunny Border Blue *Veronica 'Sunny Border Blue'*

18-24" x 18"

Sun/part shade

Zone 3

#1 Pot

Crinkled, deep green foliage and thick, dark blue-violet flower spikes bloom in July and August. A favorite of butterflies and hummingbirds. Drought tolerant.



YUCCA (ADAM'S NEEDLE)

Color Guard *Yucca filamentosa 'Color Guard'*

72" x 48"

Full Sun

Zone 4

#2 Pot

Large, white flowers bloom on tall stalks in July and August. Variegated yellow and green foliage is sword shaped and showy. Best in well-drained soil, drought tolerant.



VINES

Section

VINES

GROVE NURSERY PLANT CATALOG

CLEMATIS

Boulevard® Acropolis™ *Clematis 'Evipo078' PPAF*

3-4' x 2' Sun/part shade Zone 4 #2 Pot

Bright magenta pink blooms with deeper magenta veining. Blooming starts in early summer and blooms again in later summer. Compact growth habit produces full, bushy vines. More shade tolerant than other clematis.



Boulevard® Nubia *Clematis 'Evipo079' PPAF*

3-5' x 2' Sun/part shade Zone 4 #2 Pot

Bright red flowers bloom from June into August and again in September. Prized for its easy care and bushy long-blooming compact habit. Enjoyed by butterflies and other pollinators. Prune hard in the spring to encourage reblooming and to maintain tidy habit.



Doctor Ruppel *Clematis 'Doctor Ruppel'*

6-10' x 3-4' Sun/shade Zone 4 #2 Pot

Delicately ruffled, pale pink flowers with a darker center bar, bloom first in late spring and summer, then again in fall. A shade tolerant variety with attractive green foliage.



Jackmanii *Clematis x jackmanii*

10-12' x 5-6' Sun/part shade Zone 4 #1 Pot

Vigorous climber with continuous blooms of large, deep purple flowers with prominent, creamy-yellow stamens from June through September. Performs best in rich, well-drained, mulched soil.

#2 Pot



Paniculata *Clematis paniculata*

20' x 5-10' Sun/part shade Zone 4 #2 Pot

Pure white, slightly fragrant, blooms cover this twining vine from August through September. Fluffy silvery seed heads amass the plant in fall. Late to emerge in spring but vigorous and easy to grow. Thrives in part shade with rich, well-drained, mulched soil.



CLEMATIS

Pink Champagne *Clematis 'Kakio'*

8' x 4' Sun/part shade Zone 4 #2 Pot

Pink to magenta flowers with pale mid-ribs bloom in May and June and rebloom in August and September. This clinging, twining vine has green foliage and does best in well-drained, mulched soil.



Toki *Clematis x 'Toki'*

5-9' x 5-6' Sun/part shade Zone 4 #2 Pot

Early blooming. Large, pure white flowers with yellow stamens in spring and a rebloom in late summer. Green foliage with a vigorous, clinging, twining growth habit. Best in rich, well-drained, mulched soil.



HONEYSUCKLE

Dropmore Scarlet *Lonicera x brownie 'Dropmore Scarlet'*

8-12' x 6-8' Sun/part shade Zone 3 #2 Pot

Compact twining vine with clusters of showy, tubular bright orange to scarlet flowers from June to September and are followed by long lasting red berries. Attractive blue-green foliage is dense and fast growing.



IVY

Boston *Parthenocissus tricuspidata*

40-50" x 25' Sun/shade Zone 4 #2 Pot

Self clinging, dense climber with shiny, dark green, lobed leaves that turn a brilliant scarlet in fall. Blue-black berries appear in late summer into fall. Great for erosion control or cover for brick or stone walls.



Engelman *Parthenocissus quinquefolia 'Engelmannii'*

30-40" x 20-25' Sun/shade Zone 4 #2 Pot

Self clinging, vigorous climber with dark green leaves that turn scarlet to burgundy in fall. Small bluish-black berries are often hidden until after the leaves drop in fall. Requires very little care; prefers well-drained soil.

